



# PLANTER AND DRILL PARTS

2021

(585) 270-8047



**RangeLine**  
GROUP



# RangeLine GROUP

(585) 270-8047

## SEED DISC OPENERS


### 30% Longer Wear on Average Than Competing Blades

#### Improved life with sharp cutting-edge retention due to high hardness

These seed disc openers are assembled with a Forges De Niaux 200 blade and PEER bearings.

**3 ZONES OF HARDNESS**

- Increased Flexibility (49-50 HRC)
- Increased Durability (50-55 HRC)
- Maximum Wear (50-55 HRC)



Created with high-grade, quality boron steel, this opener fits nearly all brands of planter and drill applications and is protected with a lifetime warranty on breakage.

- Better blade to soil contact
- Blades do not roll over or break in rocky soils

- Patented 3-stage induction heat-treating process for a harder edge
- Retains a sharp cutting edge to ensure accurate seed placement
- Excellent resistance to breakage
- Lifetime warranty on breakage



Opener for Landoll 38808	Acres Covered (Total Row)	Blade Diameter - New	Blade Diameter - After 4,500 Acres	Difference	Percentage of Blade Life* Remaining
Competitor	4,500	15.8125"	15.40625"	-0.40625"	50%
Niaux 200	4,500	15.8125"	15.6250"	-0.1875"	77%
























\*Blade life lasts until diameter reaches: 15.000"

**INGERSOLL**  
GET THE EDGE

- Significantly sharper than factory disc blades.
- Specifically engineered to cut through tough, heavy residue.
- Manufactured with time-tested Ingersoll proprietary Boron Steel
- Ingersoll blades resist chipping and cracking in rocky conditions.
- Penetration in hard, dry soil conditions is unparalleled.
- Ingersoll blades have a Rockwell C hardness of +/- 50 for maximum life and edge retention


**Due to market price fluctuations, prices subject to change without notice**

**Table of Contents**

	Grain Drill Parts to fit: Case-IH .....	4-5
	Grain Drill Parts to fit: Case-IH 500/500T.....	5-6
	Grain Drill Parts to fit: Case-IH SDX30/SDX40 Air Seeder.....	6-7
	Grain Drill parts to fit: Crustbuster.....	7
	Grain Drill Parts to fit: Great Plains.....	8-11
	Grain Drill Parts to fit: John Deere No-Till Drill /Air Seeder.....	12-21
	Grain Drill Parts to fit: John Deere Conventional.....	22-23
	Grain Drill Parts to fit: Krause.....	23
	Grain Drill Parts to fit: Sunflower.....	24
	Grain Drill Parts to fit: Landoll.....	25
	Coulter blades.....	25-26
	Planter Parts.....	27
	Planter Parts to fit: Martin Row Cleaners.....	28-29
	Planter Parts to fit: Case-IH.....	30-33
	Planter Parts to fit: John Deere 7000, 7100.....	34-43
	Planter Parts to fit: John Deere, 7200, 7300, 1700, DB.....	44-60
	Planter Parts to fit: Keeton Seed Firmers.....	60-65
	Planter Parts to fit Kinze.....	66-77
	Planter Parts to fit Monosem.....	77-78
	Planter Parts to fit White.....	79-83
	Planter Talc & Graphite.....	83
	Gauge Wheel Arm Repair kits.....	84
	Yetter Farm Equipment.....	84-91

The use of color in this catalog does not necessarily represent the manufacturer of the part. RangeLine Group, LLC has no relationship and is not endorsed by any of the following companies: John Deere, Kinze, Osmundson, Massey Ferguson, Glencoe, Agco, Gleaner, New Idea, Tye, Great Plains, Hart Carter, MacDon, New Holland, J.E. Love, Schumacher, Cat, and Lexion.



## Grain Drill Parts to fit Case-IH

	Part #	Description	Replaces	Price
	RLP61722	Ball Bearing; Gathering Chain Idler Sprocket	CIH# 465004R91	\$5.19
	RLP1006	Grain Drill Wheel, 3X13", Nylon, 40mm bearing and center rib tire.		\$81.14
	RLP1196	Seed Opener Bearing, 204 series. 5/8" I.D., 1.780" O.D. Fits Case-IH 800, 900, 950, 955, early 1200 seed and fertilizer openers; 5400, 5500 Soybean Special; 5300, 5400, 5500, 6300 drills; 5200 drill with heavy duty opener	CIH # 1268017C91	\$5.96
	RLP1378	14" Forge De Niaux seed disc opener assembly to fit Case-IH planters 800, 900, 950, 955; 1200 series and 5200, 5300, 5400, 5500, 6300 drills, LH (leading). Heavy 3.5 mm blade and 204 series bearing. Does NOT work on 510, 5100, 620, 6200 that uses 203 series bearings.	CIH# 84389196	\$38.96
	RLP1390	14" Forge De Niaux seed opener assembly, Fits Case-IH planters 800, 900, 950, 955; 1200 series and 5400, 5500 drills, right hand (trailing - with offset openers). Heavy 3.5 mm blade and 204 series bearing. Does NOT work on 510, 5100, 620, 6200 that uses 203 series bearings.	CIH# 84389195	\$38.96
	RLP205GPCHD	Dust Cap for RLP1378 & RLP1390	CIH# 324180A1	\$2.46
	RLP205HDW	Washer for RLP1378 & RLP1390		\$0.69
	RLP204WC	Steel Dust Cap, 1-3/8" diameter	324180A1	\$1.35
	RLP1064	Eagle beak w/ "V", drill shoe points to fit Case-IH drill		\$20.09
	RLP1068	Eagle Beak pin-on drill point without V to fit Case-IH		\$22.56
	RLP1686	14" Seed opener assembly, LH Blade (5/8" 204 Bearing) (3.5mm) Ingersoll	CIH# 90850C91 84389196	\$37.73
	RLP1688	14" Seed opener assembly, RH Blade (5/8" 204 Bearing) (3.5mm) Ingersoll	CIH# 90850C90 84389196	\$37.73



<b>Grain Drill Parts to fit Case-IH</b>			
Part #	Description	Replaces	Price
 RLP1570	14.9" diameter, 25 wave coulters, to fit Yetter no-till coulters on Case-IH, GP, Ausherman, Kinze 4 bolt & others. This blade is .177" thick.	Yetter# 2571-166	\$36.50
 RLP1574	17" diameter X .177" thick, 25 wave coulters to fit Great Plains, Tye, IH, and other grain drills. Cuts 5/8" width. Has a 4" Center hole and 5-1/4" bolt circle. Has 4 bolts holes for 1/2" bolts. Fits Yetter fertilizer coulters.	Yetter # 2571-179	\$42.95
 RLP1442	Closing wheel assembly, 1" x 12", with bearing RLP1452 and plastic halves. Fits Case-IH grain drills; SDX30 and SDX40 air drills.	CIH # 87695406	\$34.40
 RLP30628	Shim washer, for seed openers on drills and planters with 5/8" I.D. bearings.		\$0.36
<b>Grain Drill Parts to fit Case-IH 500/500T</b>			
 RLP47544	Seed Deflector tab, poly, for Case IH Precision Disc 500, 500T, and New Holland P2080, P2085.	CIH# 47544615	\$3.22
 RLP18508	18"X5mm Single Disc Opener Ingersoll Blade, fits 500, 500T Disc Drills, Has 3.41" center hole, 4.531" holes for 1/2 " bolts on 4.42 centers	CIH# 87488385	37.63
 RLP01278	Hex Bolt, 1/2" x 7/8", GR5, NC thread, zinc plated. For single disc opener RLP18508 on Case -IH 500, 500T; New Holland P2080, P2085 Precision Disk Drills.	CIH# 86507009	0.65
 RLP84804	Scraper, Right with Tungsten Insert,	CIH# 84580804	\$49.95
 RLP84806	Scraper, Left with Tungsten Insert,	CIH# 84580806	\$49.95







## Grain Drill Parts to fit Case-IH 500/500T

	Part#	Description	Replaces	
	RLP66604	Gauge Wheel Assembly, 4.5" X 16", Metal Rims, with nylon cover and RLP1452 bearing.	CIH# 21618	\$78.50
	RLP1410	Narrow gauge wheel assembly. 3" wide X 16" diameter with H750 bearing. Black nylon outer rim and black steel inner rim. Fits 500, 500T Precision Disk Drills	CIH# 87673693	\$79.99







## Grain Drill Parts to fit Case-IH SDX30/SDX40 Air Seeder

	RLP1000	Rubber Tire, 1X12", Solid, for closing, packing, press, and firming wheels.	CIH# 87461340	\$7.55
	RLP1442	Closing wheel assembly, 1" x 12", nylon. Uses H750 bearings, RLP1452 and plastic halves.	CIH# 87695406	\$34.40
	RLP1581	22X6.35MM PLAIN SEEDER- Has 2.525" center hole, 4 holes for 1/2" bolts on 3.5" circle, double bevel. Used on CNH air seeder	306001A1	\$62.50
	RLP146B	Gauge Wheel Assembly 4.5" x 15.5" with Black Steel Inner Wheel with Nylon Outer. CIH Style Reduced Inner Diameter Tire. Double-Row Ball Bearing 5/8" ID. For 1200 and 1205 Series Planters and SDX Air Drills.	CIH# 87604747	\$85.64
	RLP1444	4.5" x 16" gauge wheel tire with reduced inner profile offset. Fits Case-IH 800, 900, 950, 955, 1200; 5400, 5500 Soybean Special; SDX30, SDX40 air seeders. New Holland SP280, SP380, SP480, SP580.	CIH# 128633C187 602293	\$64.19
	RLP1464	Nylon outer rim to fit nylon/steel assemblies. Used on Max Emerge Plus, Pro, XP, XP Pro.	CIH# 87604021	\$17.50
	RLP1462	Inner black rim for nylon/steel assemblies. Used on MaxEmerge Plus, Pro. (Not XP)	CIH# 87604612	\$20.50
	RLP1452	2-13/16" x 1-3/16" Bearing for gauge wheel assembly; 40mm hole. Fits all 750, 1560, 1565, 1590, 1690, 1850, 1860, 1890.	CIH# 324461A1	\$8.75


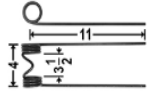





## Grain Drill Parts to fit Case-IH SDX30/SDX40 Air Seeder

Part#	Description	Replaces	Price
 RLPCB1121	1" Secondary Run Air Seeder Hose. Clear with Black Spiral, 100' roll	CIH# 86993485	\$157.14
 RLP112212	2-1/2" I.D. Air Seeder Hose. Clear with Black Spiral, 100' Roll	CIH# 86992286	\$357.14
 RLP306122	Seed flap. For Case-IH SDX30, SDX40 air seeders; 30, 40 Precision Disk drills.	CIH# 306122A1	\$5.65
 F-58950	1/4-20 Finished Hex Nut Grade 5 Zinc Plated, for RLP306122, 2 used.		\$0.04
 B-93372	1/2" SAE Flat Washer Grade 5 Zinc Plated USA Made, for RLP306122, 2 used.		\$0.10
 RLP12X78NF	1/2" x 7/8", GR5, NF thread, zinc plated		\$0.80






## Grain Drill Parts to fit: Crustbuster

 RLP1000	Rubber Tire, 1X12" Solid, for closing, packing, press, and firming wheels.	TYE# 562-019	\$7.55
 RLP1268	16" plain edge coulters, fits Crustbuster All Plant 3400, 4000, 4025, 4030, 4560, 4610, 4613, 4615, 4620, 4740, 4745, and 4750.	CB# 501429	\$26.50
 RLP1270	16" notched coulters, fits Crustbuster All Plant 3400, 4000, 4020, 4025, 4030, 4560, 4610, 4613, 4615, 4620, 4740, 4745, and 4750.	CB# 501437	\$28.00
 RLP1516	Button head allen bolt and locknut kit. Pkg of 20 bolts & nuts 5/16" x 5/8". Used to mount disc opener blades to hub on Crustbuster All Plant 3400, 4000, 4025, 4030, 4615, 4620, 4740, and 4745. One kit mounts two blades.		\$6.50
 RLP30628	Shim washer, for seed openers on drills and planters with 5/8" I.D. bearings.		\$0.36
 RLP1196	Seed Opener Bearing, 204 series. 5/8" I.D., 1.780" O.D.	400580 401042	\$5.96




## Grain Drill Parts to fit Great Plains

	Part#	Description	Replaces	Price
	RLP1056	Grain Drill Covering Drag Chain, 1/2 inch Chain with 3 rings and double link at top. Use one per row.		\$6.30
	RLP1078	Harrow Spring Tine, to fit Great Plains 1/4" wire, 1-3/8" coil ID, 4" outside, 3-1/2" inside, 11" long	807-079C, H712	\$3.33
	RLP1406	Harrow tooth, 11" leg for longer wear. For use on 1.5" diameter tubing.		\$4.90
	RLPGP003	Flexible Grain drill tube, fits Great Plains	816-003C GP003 ,GD7 12	\$9.38
	RLP807-116C	Row Unit, Down Pressure Spring	807-116C	\$8.00
	RLP1018	16" 4 bolt Marker repair blade.		\$39.00
	RLP1066	Eagle beak bolt-on drill Point		\$18.91

## Great Plains: Bearings

	RLP1198	205 series bearing with 3/4" hole, Bearing 2.090" outside diameter, .750" bore. Fits Great Plains planter openers prior to 1999. Terra-Tine row cleaner.	188-007V	\$12.00
	RLP1200	205 series bearing only for RLP1374. Replacement bearing only for seed opener assembly. Has 5/8" round hole in center. Bore: 0.6299" (16 mm), O.D.: 2.0964" Width: 0.7638", Fits 15" seed opener discs on Great Plains planters built 1999 and after. Also fits late model 13-1/2" and 15" double disc openers with 5/8" ID and 1" X 12" press wheels on Great Plains grain drills.	188-001V	\$7.30
	RLP1196	Seed Opener Bearing, 204 series. 5/8" I.D., 1.780" O.D. Fits Early Great Plains drills	820-003C	\$5.96
	RLP1564	Tapered bearing cup (race for bearing RLP1566), for Yetter coulter hubs	822-020C 2550-029	\$3.40
	RLP1566	Tapered bearing cone, fits Yetter Coulter hubs.	822-021C 2550-027	\$6.25



## Grain Drill Parts to fit Great Plains: Closing Wheels

	Part#	Description	Replaces	Price
	RLP1002	2x13 Closing Wheel Assembly with steel wheels & stem bearing - Uses short stem water pump bearing RLP1192	814-057C	\$66.00
	RLPLT110021	12" Cast Iron, Bolt-On Closing Wheel, 5/8" bearing ID		\$59.00
	RLP1000	1X12" Solid Rubber Tire for closing, packing, press, & firming wheels	814-034C	\$7.55
	RLP1004	2X13" Grain Drill Tire, SM Crown	814-149C	\$16.50
	RLP1006	Grain Drill Press Wheel, 3X13 Nylon, Has 40mm bearing and center rib tire.	814-158C	\$81.14

## Great Plains: Coulters Blades

	RLP1160	Seal for use in the coulters hub.	816-009C	\$3.60
	RLP1714	16" Turbo Blade		\$45.40
	RLP1716	17" Turbo Blade		\$56.50
	RLP1724	4 bolt coulters hub. Used on most models. Fits Great Plains, Ausherman; Great Plains Turbo-Till 1200TT, 1500TT, 1800TT, 2200TT, 2400TT, 3000TT, 4000TT; Great Plains inline rippers SS0300, SS1300, SS1700, SS1800, SS2000; Kent; Brillion Compaction Commander, early Zone Commander®. Made in USA.	200-039V	\$41.50
	RLW164131WFEE	16" 13 wave coulters, 3/4" cut, Blade is .177 thick (7 gauge). Has 4" center hole and 4 bolt holes on 5 1/4" bolt circle.	Yetter# 2571-162	\$35.89
	RPL1574	17" diameter X .177" thick, 25 wave coulters, cuts 5/8" width. Has a 4" Center hole and 5-1/4" bolt circle. Has 4 bolt holes for 1/2" bolts. Fits Yetter fertilizer coulters.	Yetter #2571-179.	\$42.95
	RPL1570	14.9" diameter, 25 wave coulters to fit Yetter no-till coulters on Case-IH, GP, Ausherman, Kinze 4 bolt & others. This blade is .177" thick.	Yetter# 2571-166	\$36.50
	RPL1188	Dust Cap for coulters hub. Used on RLP1036, 2900-105 hub.	#200-001D	\$7.00

## Grain Drill Parts to fit Great Plains: Gauge Wheels





	Part#	Description	Replaces	Price
	RLP66604	Gauge Wheel Assembly, 4.5" X 16", Metal Rims, with nylon cover and RLP1452 bearing.	814-173C	\$78.50
	RLP1410	Narrow gauge wheel assembly. 3" wide X 16" diameter with H750 bearing. Black nylon outer rim and black steel inner rim. Fits Great Plains YP planters	814-260C, Hiniker# 80305736	\$79.99

## Great Plains: Seed Disc



	RLP1678	13-1/2" Blade (With 5/8" 204 Bearing)(3mm)(Ingersoll Blade)	107-130S, 107-133S, 107-135S	\$34.88
	RLP1722	Metal dust cover used with RLP1374, GCGP34, and RLP1738. Fits Great Plains seed disc opener for 205 series bearings.		\$1.76
	RLP1720	Metal Dust Cap with Hole in Center for 204 Bearing. Used with RLP1398 opener assemblies.		\$1.76
	RLP133	13.5" GREAT PLAINS DRILL DISC, 3.0mm Drill Disc assembly. Uses 205 series bearing with 5/8" hole. Cap is RLP205GPC	107-133S, 107135S, A600157	\$31.36
	RLPGP121	15" x 4mm HD Disc Opener Assembly, Has 53mm OD Bearing x 5/8" ID. Uses RLP205GPC Cap. Fits late model drills with heavy duty openers and planter row units built 1999 and after.	404-072S, 404-121S 820-287C	\$38.50
	RLPGP121-FD	15" x 4mm HD Disc Opener Assembly, Forge De Niaux, 205 Bearing x 5/8" ID. Uses RLP205GPC Cap. Fits late model drills with heavy duty openers and planter row units built 1999 and after.	404-072S, 404-121S 820-287C 73357622	\$41.40
	RLP15035GGPR	Seed Disc Opener Assembly; 15" x 3.5mm; 205 bearing for 3/4" bolt; Furnished with dust cap; Fits Great Plains Drill with heavy duty 15 series, Older Mechanical Transplanter.	404-007S 404-061S 404-089S	39.32





## Grain Drill Parts to fit Great Plains: Seed Disc

Part#	Description	Replaces	Price
 RLP1374	13-1/2" Great Plains disc opener with dust cap, 5/8" bore. Heavy 4 mm blade. HD 205 series bearing. Comes complete with dust cap. 2 required per row.	107-138S	\$35.65
 RLP205GPC	Great Plains Dust Cover for 205 Series Bearing Assemblies. Used on Disc Assembly # GP133, GP138, and GP121.	107-111D	\$2.26
 RLP30628	Shim washer, for seed openers on drills and planters with 5/8" I.D. bearings.		\$0.36
 RLP1228	5/8-11 X 1-1/2 HHCS Grade 5 Zinc Plated USA Made, mounting bolt, right hand threads. Used with RLP1374 Seed disc		\$.92

## Great Plains: Seed Tubes






 RLP817396	Seed Tube, Without Sensor Hole, Fits Great Plains Drill Precision Planter Models 1525P, 2015P, 2020P, 2025P	817-396C	\$7.90
 RLP700150	BullsEye Seed Tube, 2-1/4" x 1-1/2" opening, for 1/2" or 3/4" sensors		\$16.50

## Great Plains: Scrapers













 RLP1668	Seed Opener Scraper, To be used with Great Plains 13-1/2" double disc seed openers	107-113D	\$5.00
 RLP404152RH	Scraper, Right Hand, For Great Plains Drill, Fits Precision Models 1525P, 2015P, 2025P, 2515P	404-152RH	\$3.15
 RLP404153LH	Scraper, Left Hand, For Great Plains Drill, Fits Precision Models, 1525P, 2015P, 2020P, 2025P, 2515P	404-153LH	\$3.15



## Parts to fit John Deere No-Till Drill / Air Seeder

	Part#	Description	Replaces	Price
	RLW1641 31JDME	16", 13 wave coulters, 2-1/8" center, 5-17/32" holes on 4-3/4" bolt circle, 5/8" wave.	JD# A72678	\$31.56
	RLP1066	Eagle beak bolt-on drill Point to fit John Deere		\$18.91
	RLP1406	Harrow tooth, 11" leg for longer wear. Use on 1.5" diameter tubing.		\$4.90
	42837	5/16" -18 X 2-1/4" Hex bolt, for mounting RLP1406		\$0.36
	59757	5/16-18" Nylon Lock nut, for mounting RLP1406, Harrow tooth		\$0.10
	RLPCB1121	1" Secondary Run Air Seeder Hose. Clear with Black Spiral, 100' roll	JD# AA54445	\$157.14
	RLP74114	1-1/4 I.D. Delivery hose from tank to Y flow divider, 50' roll	JD# AA64213	\$111.25
	RLP64213	1-1/4" I.D. x 1-1/2" O.D. clear hose with black spiral braid reinforcement, smooth outside and inside covers. 100 ft. roll. From tank to Y flow divider on John Deere air seeders and drills 730LL, 1870, 1990CCS, CCS.	JD# AA64213	\$205.63
	RLP112212	2-1/2" I.D. Air Seeder Hose. Clear with Black Spiral, 100 ft roll	JD# AA54447	\$357.14
	RLP73917	18" Notched Marker blade, 4 mm thick. 5 bolt holes, on a 4.488" bolt circle. Center hole is 2.559". Used on John Deere 750 drills prior to s/n 19184. Blade is 4 mm thick for longer wear and greater strength. Made by Bellota	JD# A73917; A47253	\$32.00
	RLP1212	16" notched marker disc with 4 bolt pattern (2.598" bolt circle). Used on John Deere drills: 750 s/n 19185 and up; 1520, 1530, 1535, 1560, 1590.	JD# A53708; A72361	\$26.00
	RLPDOJD750	Orange Rebounder for JD 1560/1590/1690/1850/1860/1890/1990 Drill		\$10.00
	RLP1624	Bushing to fit front and rear upper parallel arm & front lower parallel arms on MaxEmerge 2. 6 used per row. 9/16" wide.	JD# A48515	\$1.85
	RLP1196	Seed Opener Bearing, 204 series. 5/8" I.D., 1.780" John Deere Tru Vee™ seed and fertilizer opener (except XP and XP Pro).	JD# AA21480	\$5.96
















## Parts to fit John Deere No-Till Drill / Air Seeder

Part#	Description	Replaces	Price
 RLP1214	Bearing kit for single disc opener. Includes 2 bearings, 2 races, 2 seals, 2 retainers for use in John Deere no-till drills.		\$19.90
 RLH532114	5/32" x 1-1/4" Cotter pins, pkg of 24. Use with RLP1214, Used on John Deere drills in seed hub assembly.		\$3.00
 RLP1056	Grain Drill Covering Drag Chain, 1/2 inch Chain with 3 rings and double link at top. Use one per row.		\$6.30
<b>Closing Wheels</b>			
 RLP1510	Closing wheel bearing kit. Fits JD 750 after serial no. 5281 and all 1850. Consists of inner and outer bearings, seal and retainer. Late model wheel marked N218791.		\$13.50
 RLP1508	Closing wheel bearing kit. Fits JD 750 up to Serial # 5281.	JD# AA35638	\$9.95
 RLP1280	Outer bushing for closing wheel arm. 2 used on closing wheel arm and on press wheel arm. Fits JD 750 S/N 3835 & up, 1560, 1590, 1850, 1860, 1890, 1895, 1990.	JD# N219547	\$3.50
 RLP1290	Top, inner bushing for closing wheel arm on 750 S/N 6001 & up, 1560, 1590, 1850, 1860, 1890, 1895, 1990.	JD# N280648	\$10.11
 RLP1314	2-3/4" wide x 1.010" O.D. Top inner bushing for press wheel arm on 1560, 1590, 1690, 1860, 1890, 1895, 1990	JD# N284086	\$9.25
 RLP1638	Closing wheel arm stop. Fits John Deere Planters MaxEmerge Plus, Pro, XP; and John Deere Grain Drills 1530, 1535.	JD# A55889, A93256 A87426	\$29.50
 RLP90344	Depth control handle kit, to fit John Deere planters MaxEmerge®2, Plus, Pro, XP, XP Pro; 1530, 1535 drills.	JD# A90344 A54758 A46790	\$20.96
 RLP71477	Depth Adjustment Cover, fits JD 1530 & 1535 Grain Drills	JD# A71477	\$16.00
 RLP85727	Triple lip seal for closing wheel and press wheel arm. Fits John Deere grain drills 1590, 1690, 1835, 1890, 1895, 1990; optional on 750 s/n 6001 and up; 1560, 1850, 1860.	JD# A85727	\$5.30

## Parts to fit John Deere No-Till Drill / Air Seeder: Closing Wheels

Part#	Description	Replaces	Price
 RLP58321	8" Covering Disc Assembly With Bearing And 5/8" Threaded Stud. Use with RLP46176 bushing and RLP17520 seal.	JD# A58321 AA33061	\$22.00
 RLP46176	Bushing, for 8" Covering Disc Assembly RLP58321.	JD #A46176	\$1.42
 RLP17520	Rubber seal for Covering Disc Assembly #RLP58321. Fits John Deere planter disc cover closing wheel attachment; fits air grain drills single disc openers built 1961 & after.	JD# M17520	\$.95
 RLP1000	Rubber Tire, 1X12", Solid, for closing, packing, press, and firming wheels.	JD# A22325	\$7.55
RLP1430	1" x 10" tire, fits RLP1432 assembly. Used on drills with 1" x 10" press wheels.		\$4.42
 RLP1440	1" x 12" nylon closing wheel assembly. Has 5/8" hole in center. Used on early JD 750 no-till drills with a 1" x 12" seed press wheel assembly.	JD# AA34221 AA43898	\$33.79
 RLP1432	Seed press wheel assembly; 1" X 10". Fits all 750, 1560, 1565, 1590, 1690, 1850, 1860, 1890, 1895, with 1" X 10" assemblies.	JD# AA38447A N280966 AN281359	\$24.00
 RLP1600	1" x 10" Seed press wheel assembly with "V" shaped tire for better seed placement. Fits John Deere models 1535, 1590, 1860 grain drills.	JD# N282296	\$25.83
 RLP1318	Closing Wheel Update Kit, LH, to fit JD750 & 1850 grain drills, includes wheel, arm, bearing, and hardware. Moves bearing from closing wheel into closing wheel arm. Heavy duty bearing comes already pressed into the arm. Design is the same as the newer 60 and 90 series drills.		\$109.71
 RLP1320	Closing Wheel Update Kit, RH, to fit JD750 & 1850 grain drills, includes wheel, arm, bearing, and hardware. Moves the bearing from closing wheel into closing wheel arm. Heavy duty bearing comes already pressed into the arm. Design is the same as the newer 60 and 90 series drills.		\$109.71

## Parts to fit John Deere No-Till Drill / Air Seeder: Closing Wheels

Part #	Description	Replaces	Price
 6200-011	Cast Spiked closing wheel kit. Kit includes 1 wheel, bearings, and hardware. Fits John Deere 60 and 90 series drills.		\$110.00
 RLP1264	Cast iron closing wheel for models 1560, 1860, 1690, 1890, 1895, 1590, and 1990 CCS air drill. Ued on 750 and 1850 drills with the CW750R or L update kit installed.	JD# N282110	\$39.75
 RLP1266	Cast iron closing wheel for late model JD 750 & 1850 no-till drills, and early 750 drills with updated wheels, includes bearings.	JD# AN213060	\$55.70
 RLP1254	Seal for late model cast closing wheel (RLP1266)	JD# AN213072	\$4.75
 RLH1112	Retainer for ABC13294 seal, used on JD Drills, Used with RLP1254.	JD #N21900	\$2.00
 RLP1256	Dust cap for RLP1266 closing wheel, fits JD 750 and 1850 Grain drills.	JD# A47217	\$2.00
 RLP1286	Spindle for RLP1266, right hand threads. Fits JD 750 s/n 5673 & up.	JD# N280564	\$29.76
 RLP1288	Spindle for RLP1266, left hand threads. Fits JD 750 s/n 5673 & up.	JD# N280565	\$29.76
 RLP1310	Torsion Spring, Right Hand, for cast closing wheels. Fits John Deere drills 1560, 1590, 1690, 1860, 1890, 1895, 1990.	JD# N283994, N282888	\$8.60
 RLP1312	Torsion Spring, Left Hand, for cast closing wheels. Fits John Deere drills 1560, 1590, 1690, 1860, 1890, 1895, 1990.	JD# N283995 N282889	\$8.60
 RLP1298	Press Wheel spring, right hand used on models 1560, 1590, 1690, 1860, 1890, 1895, 1990.	JD# N282218	\$13.97
 RLP1300	Press Wheel spring, left hand used on models 1560, 1590, 1690, 1860, 1890, 1895, 1990.	JD# N282219	\$13.97
 RLP1276	Torsion spring, Left Hand, for press wheels and closing wheels on models 750 and 1850.	JD# AN214511	\$10.87
 RLP1274	Torsion Spring for press wheels and closing wheels. Right hand, Fits John Deere Grain Drill Models 750 & 850.	JD# AN214510	\$10.87
 RLP1654	Closing Wheel Spring, Fits John Deere Drills 1530 & 1535	A57290 A47132 A74643	\$9.29

**(585) 270-8047**

## Parts to fit John Deere No-Till Drill / Air Seeder: Gauge Wheels



Part#	Description	Replaces	Price
 RLP609	Rocker for walking gauge wheel depth control, Used with pivot #RLP772 and Bolt #RLP58670. Fits JD 1530, 1535 drills	JD# A62609	\$10.11
 RLP58670	Bolt for walking gauge wheel depth control. Used with Pivot RLP772 and Rocker RLP609.	JD# A58670	\$2.57
 RLP772	Pivot for gauge wheel walking Depth Control, used with Rocker RLP609 and Bolt RLP58670.	JD# A82772	\$12.34
 RLP1656	Pivot for gauge wheel walking depth control, kit includes bolt, rocker & pivot.		\$41.52
 RLP1294	Right Hand Spindle for gauge wheel arm. Fits John Deere grain drills 1560, 1565, 1590, 1690, 1835, 1860, 1890, 1895, and 1990. (has right hand threads)	JD# AN282118	\$28.95
 RLP283800	Nut used for RLP1294 RH Spindle	JD# N283800	\$3.90
 RLP1296	Left Hand Spindle for gauge wheel arm. Fits John Deere grain drills 1560, 1565, 1590, 1690, 1835, 1860, 1890, 1895, and 1990. has Left hand threads.	JD# AN282119	\$28.95
 RLP283801	Nut used for RLP1296 LH Spindle	JD# N283801	\$4.90
 RLP1292	Depth Shaft Arm, Fits John Deere grain drills 1560, 1565, 1590, 1690, 1835, 1860, 1890, 1895, and 1990.	JD# AA73951 AN282117 AA92485	\$36.50
 RLP1089	Gauge Wheel Assembly, 4.5" X 16", One Metal Rim, one nylon rim and RLP1192 stem bearing, Fits John Deere 1530, 1535 drills	JD# AA41359	\$76.48
 RLP66604	Gauge Wheel Assembly 4.5" x 16", Black Steel Wheel Halves with Nylon Cover, Chined Tire and RLP1452 Bearing 5/8"ID. For 1560, 1565, 1590, 1860, 1890, 1895, 1990.	JD# AN281360 JD# AA66604	\$78.50
 RLP1444	4.5" x 16" gauge wheel tire with reduced inner profile offset.	JD# A84450 A82740	\$64.19

## Parts to fit John Deere No-Till Drill / Air Seeder: Gauge Wheels

Part#	Description	Replaces	Price
RLP1410 	Narrow gauge wheel assembly. 3" wide X 16" diameter with RLP1452 bearing. Black nylon outer rim and black steel inner rim. Fits John Deere drills 750, 1560, 1590, 1690, 1835. 1850, 1860, 1890, 1895, 1990. 2510H applicator	JD# AA66988	\$79.99
RLP98B 	4.5x16 Gauge Wheel Assembly. Uses RLP1452 bearing. Has Black Steel Wheel Halves. Fits 1850 & 750 JD Grain Drills	JD# AN211864	\$74.21
RLP211864 	4.5" x 16" Gauge wheel assembly with yellow metal rim, with ball bearing, RLP1452, Fits JD drills 750 and 1850 series	JD# AN211864	\$76.48
RLP1452 	2-13/16" x 1-3/16" Bearing for gauge wheel assembly; 40mm hole. Fits all 750, 1560, 1565, 1590, 1690, 1850, 1860, 1890. Also fits JD 4 bolt notched marker on 1500 series. Also used in the cast closing arm on 1560, 1565, 1590, 1690, 1860, 1890, 1895, 1990.	JD# AN212132	\$8.75
RLP1462 	Inner black rim for nylon/steel assemblies	JD# A56621	\$20.50
RLP1464 	Nylon outer rim to fit nylon/steel assemblies	JD# A56565	\$17.50
RLP1468 	Steel black inner gauge wheel rim. Fits John Deere grain drills with nylon/steel wheel half combination gauge wheels. Fits Late 1590, 1690, 1835, 1890, 1895 and 1990.	JD# A77880	\$16.65
RLP1448 	Gauge Wheel Tire, 4.5" x 16", With standard profile offset, 3/8" Deep Lip. Fits John Deere grain drills 750, 1560, 1850, 1860; 1530, 1535 with MaxEmerge®Plus row units; early 1590, 1690, 1835, 1890, 1895, 1990.	JD# A22884	\$28.50
RLP1450 	Gauge Wheel Tire, 4.5" x 16", with Standard Profile Offset, 7/8" Deep Lip. Fits John Deere drills late 1590, 1690, 1835, 1890, 1895, 1990	JD# A84062 JD# A7781	\$32.29



## Parts to fit John Deere No-Till Drill /Air Seeder Drive Chain & Sprockets








Part #	Description	Replaces	Price
 RLP36888	Sprocket assembly, 13-19 tooth cluster with bearings, fits John Deere 1535 drills hopper and insecticide drive with finger pickup units only.	JD# AA36888	\$58.50
 RLP37717	Drive sprocket for herbicide/ insecticide	JD# AA37717	\$42.72

## Seed Disc Openers















 RLP78121	Bushing, 13/16" wide. One used per row on lower rear on 1530, 1535 drills.	JD# A78121	\$2.95
 42401	16 mm X 60 mm Metric Hex Bolt, used on RLP78121		\$3.43
 60206	16 mm Stover metric locknut, used on RLP78121		\$.90
 RLP1304	Seed Hub Unit, With Bearing and Snap Ring, Used on John Deere Grain Drill models 1560, 1590, 1690, 1860, 1890, 1895, 1990 CCS	JD# AN281856 N283291	\$59.95
 RLP1248	Seal, triple lip. Used on the back side of the seed hub on models 1560, 1565, 1860, 1690, 1890, 1895, 1590, 1990.	JD# AN281241	\$6.50
 RLP1190	Replacement bearing for RLP1304 hub assembly. Used on JD models 1560, 1590, 1690, 1860, 1890, 1895, and 1990 CCS.	JD# AN281313	\$32.95
 RLP280725	Opener spindle with depth adjustment plate. Fits JD 750 & 1850 drills.	JD# AN280725	\$58.00
 RLP1308	Outer/upper pivot bushing for opener arm. Used on models 1560, 1565, 1860, 1890, 1895, 1590, 1990.	JD# N283636	\$4.85
 RLP1302	Outer/upper pivot bushing for opener arm. Used on models 1560, 1565, 1860, 1890, 1895, 1590, 1990.	JD# N282536	\$21.50



## Parts to fit John Deere No-Till Drill / Air Seeder Seed Disc Openers

Part#	Description	Replaces	Price
 RL18X5JD750E	Flat coulter, fits JD drill. 18" X 5mm, Pilot hole = 3.000 Dia.; Bolt circle = 4.375; Hole size = 0.406; Number of holes = 4, Ingersoll, single bevel, Boron Steel; fits all 750, 1560, 1565, 1590, 1690, 1850, 1860, 1890, 1895, 1990.	JD# N283804 N214190	\$29.50
 RLP283804BA	18" X 5MM Forge De Niaux Disc Opener blade only, Extended Wear, to Fit John Deere 50/60/90 Series Drill,	JD# N214190 N283804	\$45.44
 RLP283804BA-C	18" X 5MM Celcan Disc Opener blade only, Extended Wear, to Fit John Deere 50/60/90 Series Drill	JD# N214190 N283804	\$32.66
 41448	Carriage bolt, 3/8" X 1" Grade 5, use with RL18X5JD750E and RLP283804BA		\$0.28
 58579	Flange nut, 3/8", use with RL18X5JD750E and RLP283804BA		\$0.11
 RLP1284	Inner/upper pivot bushing for opener arm. Used on 750 and 1850 grain drills.	JD# N280486 N216539	\$21.50
 RLPFIN60/90-LBRKT	Seed firmer, Fits 60/90 series opener; bracket only for left side		\$34.54
 RLPFIN60/90-RBRKT	Seed firmer, Fits 60/90 series opener; bracket only for right side		\$34.54
 RLPFIN60/90P	Fin- Plastic Only, Seed Firmer		\$45.80
 RLP1278	Outer/upper pivot bushing for opener arm. Used on 750 and 1850 grain drills.	JD# N218646 N216540	\$4.85
 RLH532114	Cotter Pin, Pkg of 24. 5/32" x 1 1/4". Used on John Deere drills in seed hub assembly.		\$3.00
 RLP1250	Steel Wear Ring for use with RLP1248 Seal. Used on the back side of the seed hub on models 1560, 1565, 1860, 1690, 1890, 1895, 1590, 1990.	JD# W33806	\$5.30
 RLP1168	Seed hub unit; 4 bolt cast unit. Uses RLP1214 bearing kit. Used on JD model 750 no-till drills.	JD# AN213544	\$30.00
 RLP1215	Grease Seal, for John Deere Grain Drill 750-1990 Single Opener Hub.	JD# B13294	\$3.50

## Parts to fit John Deere No-Till Drill / Air Seeder Seed Boots

Part#	Description	Replaces	Price
 RLP1223	3/8" x 4".400 thread length, Mounting bolt, Fits 50 Series seed boots on 750 and 1850. Grade 8.	JD# N281525	\$2.00
 RLH1232	Bolt for mounting seed boot. Fits JD 1560, 1590, 1690, 1860, 1890, 1990. 7/16" X 4-1/4" with .400 thread length.	JD# N282625	\$2.00
 RLP1244	Poly seed strap, UHMW polymer, fits seed boots, JD 750, 1590, 1690, 1850, 1890, 1895, 1990.	JD# N219982	\$1.30
 RLP145WS	Heavy Duty Seed Boot Strap, 1/4" thick UHMW, better design for better placement of the seed. Used on 50 and 90 series drills. Twice as thick as the original seed boot straps. Has a slight angle to follow the seed slot and reduce wear.	JD# N219982	\$1.79
 RLP1246	Poly seed strap for 2 pc 1560, 1860 seed boot.	JD# N282843	\$2.50
 F-41761	Flange Bolt, use with RLP1244, 1/4" - 20 x 1/2" Serrated, Grade 5, Zinc Plated	JD# N14820	\$.50
 RLP1024	Right hand, heat treated, ductile iron seed boot. Fits 750 and 1850 JD Grain drills, Tungsten carbide wear coated.	JD# N280316	\$45.00
 RLP1026	Left hand, heat treated, ductile iron seed boot. Fits 750 and 1850 grain drills. Tungsten carbide wear coated.	JD# N280317	\$45.00
 RLP1500	RH SEED BOOT 1590-1990 JD DRILL. Used on 1590, 1690, 1890, 1895, 1990 JD drills.	JD# N283730 N284044	\$33.95
 RLP1504	LH SEED BOOT 1590-1990 JD DRILL...Used on 1590, 1690, 1890, 1895, 1990 JD drills	JD# N283731 N284045	\$33.95
 RLP1488	Seed boot, right hand, Fits JD No Till Grain Drill Models 750 and 1850.	JD# N280446	\$30.95
 RLP1492	LH SEED BOOT 1590-1990 JD DRILL...Used on 1590, 1690, 1890, 1895, 1990 JD drills	JD# N280447	\$30.95
 RLP1496	RH Bottom seed boot for 1560 and 1860.	JD# N283432 N282884	\$23.60
 RLP1498	LH Bottom seed boot for 1560 and 1860.	JD# N283433 N282885	\$23.60

## Parts to fit John Deere No-Till Drill / Air Seeder Seed Boots

Part#	Description	Replaces	Price
 RLP1282	Leaf tension spring. Used on 750, 1560, 1565, 1590, 1690, 1850, 1860, 1890, 1895.	JD# N284055	\$3.58
<b>Scrapers</b>			
 RLP98182	Scraper for seed disc opener, right hand. Fits John Deere 1530, 1535 drills.	JD# A98182	\$6.25
 RLP98183	Scraper for seed disc opener, left hand. Fits John Deere 1530, 1535 drills.	JD# A98183	\$6.25
 RLP1174	Rotary Scraper Arm Spring	A50047	\$2.80
 RLP98180 KIT	Rotary Scraper Arm kit, includes, 1 LH Scraper, 1 RH Scraper, and Spring	JD# A98182 A98183 A50047	\$16.90
 RLP455	Tungsten Scraper Kit, Includes left and right inner scrapers, spring, T-bolt. Fits John Deere grain drills with double disc openers.		\$28.50
<b>Seed Tubes</b>			
 RLP281015	Plastic seed tube. Fits John Deere late 750; 1560, 1590 grain drills.	JD# N281015	\$9.96
 RLP281754	Rubber retainer, holds seed tube onto seed meter. Fits John Deere grain drills late 750; 1560, 1590.	JD# N281754	\$2.00
 RLP283738	Front, right, steel seed tube. Fits John Deere 1590 grain drills.	JD# N283738	\$14.50
 RLP283739	Front, left, steel seed tube. Fits John Deere 1590 grain drills.	JD# N283739	\$14.50
 RLP1074	Seed Tube, With Large Sensor Hole, 2 Tie Straps, For John Deere Grain Drills 1530, 1535, Includes replacements for AA58282 seed tube and service kit.	JD# AA67780	\$9.95

## Grain Drill Parts to fit John Deere: Conventional

Part#	Description	Replaces	Price
 RLP1194	Rotary Hoe Bearing used in the H11031 assembly. Has triple lip seal.	JD# AN142670 AN281357	\$4.43
 RLP1700	Seed Opener blade, 13.5", with raised center for aluminum boot, hat style (domed) blade only. Used on John Deere drills with aluminum boot 450, 455, 515, 520, 770, 780, 1520, 8100, 8200, 8300, 8350, 8500, 8550, 9400, 9450, BD1108, BD1110, BD1113; air seeders 730, 770, 780, 1060. Made in USA	JD# N283805 N164594	\$16.11
 RLP1002	2x13 Closing Wheel Assembly with steel wheels & stem bearing - Uses short stem water pump bearing RLP1192	JD# AN162400 JD# AN281598	\$65.00
 RLPTY201	Fertilizer and seed tube. Used on double disc openers only	JD# M61104 JD# M17501 562-201	\$9.47
 RLP58321	8" Covering Disc Assembly With Bearing And 5/8" Threaded Stud. Fits John Deere Planter and Grain Drills. Use with RLP46176 bushing and RLP17520 seal.	JD # A58321 #AA33061	\$22.00
 RLP46176	Bushing, for 8" Covering Disc Assembly RLP58321. Replaces	JD #A46176	\$1.42
 RLP17520	Rubber seal for Covering Disc Assembly #RLP58321. Fits John Deere planter disc cover closing wheel attachment; conventional and air grain drills single disc openers built 1961 & after.	JD# M17520	\$0.95
 RLP282052	Mounting bolt & nut, Right. Used on John Deere drills with aluminum boots 450, 455, 515, 520, 1520, 8100, 8200, 8250, 8300, 8350, 8500, 8550, 9400, 9450, BD1108, BD1110, BD1113; air seeders 730, 770, 780, 1060.	JD# N282052 N164595	\$3.22
 RLP282053	Mounting bolt and nut, left. Use with GD1645 domed blades. Used on John Deere drills with aluminum boots 450, 455, 515, 520, 1520, 8100, 8200, 8250, 8300, 8350, 8500, 8550, 9400, 9450, BD1108, BD1110, BD1113; air seeders 730, 770, 780, 1060.	JD# N282053 N280677	\$3.58

## Grain Drill Parts to fit Krause

Part #	Description	Replaces	Price
RLP13535DKRAR 	Ingersoll Seed Disc Assembly; 13 -1/2" x 3.5mm; 204 bearing for 5/8" bolt; Furnished with dust cap		\$40.47
RLP30628 	Shim washer, for seed openers on drills and planters with 5/8" I.D. bearings.		\$0.36
RLP1006 	GRAIN DRILL WHEEL-3X13 NYLON, Fits Krause, Sunflower, Great Plains, Case/New Holland and other grain drills. Has 40mm bearing and center rib tire.	KR# 52-523	\$81.14
RLP1196 	Seed Opener Bearing, 204 series. 5/8" I.D., 1.780" O.D., fits Krause Kuhn drills	KR # 40-138	\$5.96
RLP1200 	205 series bearing only for RLP1374, Replacement bearing only for seed opener assembly. Has 5/8" round hole in center. Bore: 0.6299" (16 mm), O.D.: 2.0964" Width: 0.7638", Fits Krause Kuhn late 13-1/2" openers, 1 used.	KR# 40-172	\$7.30
RLP1192 	2- 13/16" X 1-3/16" Bearing to fit gauge wheels; fits 7200 1992 and later, and Max Emerge Plus. Has a groove for a set screw.	KR# 40-142	\$6.75

**(585) 270-8047**





<b>Grain Drill Parts to fit Sunflower</b>				
	Part#	Description	Replaces	Price
	RLP1452	2-13/16" x 1-3/16" Bearing for gauge wheel assembly; 40mm hole	JD# AN212132	\$8.75
	RLPSSFN	Seed Disc Assembly; 15" x 3.5mm; 205 bearing for 5/8" bolt; Furnished with dust cap; Applications: Sunflower 2001 & Newer (Bevel on outside of blade)	SN9753N, SN18358	\$42.46
	RLP313153	Grain Drill Closing Wheel 3X13 Steel. Has 40mm bearing and Dual Rib Tire.	SN13219	\$78.50
	RLP1704	15" Sunflower Opener Assembly; for drills with offset openers; built prior to 2001. Fits Sunflower 9100, 9200, 9300 and 9400 series drills. 3.5 mm blade with hub and bearing.	SN6483 SN7261 SN18476	\$41.69
	RLP1706	15" Sunflower Opener Assembly; for drills with inline openers; built 2001 and later. Fits Sunflower 9100, 9200, 9300, 9400, 9500, 9600 series drills, 3.5 mm blade with hub and bearing.	SN9753 SN18358	\$41.69
	RLP1006	Grain Drill Wheel, 3X13", Nylon, Fits Krause, Sunflower, Great Plains, Case/New Holland and other grain drills. Has 40mm bearing and center rib tire.	SN13217	\$81.14
	RLP30628	Shim washer, for seed openers on drills and planters with 5/8" I.D. bearings.		\$0.36
	RLP1204	Bearing, Bore: 0.750" O.D.: 2.0472" Width: 0.5906" at Outside race. Width: 1.378" at inner race. Used on Sunflower 9100, 9200, 9300, 9400 disc opener.	CIH# 1337545C1 1337998C1 JD#A27002	\$8.95
<b>Grain Drill Parts to fit Landoll</b>				
	RLP1204	Bearing, Bore: 0.750" O.D.: 2.0472" Width: 0.5906" at Outside race. Width: 1.378" at inner race. Used on Landoll 5210, 5211, 5530, 5531 disc opener	CIH# 1337545C1 1337998C1 JD#A27002	\$8.95





<b>Grain Drill Parts to fit Landoll</b>				
	Part#	Description	Replaces	Price
	RLP1452	2-13/16" x 1-3/16" Bearing for gauge wheel assembly, 40mm hole	AN212132	\$8.75
	RLP143880	15-3/4" x 3.5mm Assembly, 205 Bearing Seed Disc Openers to Fit Landoll, Forge De Niaux blade	Landoll# 143880	\$63.19
	RLP313153	Grain Drill Closing Wheel 3X13 Steel. Has 40mm bearing and Dual Rib Tire.	SN13219	\$78.50
<b>Vortex Coulter Blades</b>				
	RLVT15MLOL	15" blade to fit Yetter, Great Plains, White, Kinze 4-bolt. Cuts approximately 1/2" wide.		\$32.00
	RLVT16DKDMW	16" x 4mm, Multi Punch blade to fit JD 6 bolt, JD 5 bolt, and Kinze 6 bolt. Cuts approximately 1/2" wide.		\$39.00
	RLVT16MLOL	16" x 4mm blade to fit Yetter, GP, White, Kinze 4 bolt. Cuts approximately 1/2" wide.		\$39.00
	RLVT17MLOL	17" x 5mm thick, .197" Vortex coulter to fit Yetter, GP, White, Kinze 4 bolt. Cuts approximately 1/2" wide.	820-156C	\$40.50
	RLVT18MLOL	18" x 5mm thick, .197" Vortex coulter blade to fit Yetter, GP, White, Kinze 4-bolt. Cuts approximately 1/2" wide.	820-215C	\$42.50
	RLVT18MLOL2	Blade to fit Yetter, GP, White, Kinze 4 bolt to fit 5" and 5-1/4" bolt circles. This blade is 6mm or .236" thick. Wider cut to move more dirt.		\$44.50
	RLVT20MLOL	20" x 6mm, Vortex coulter blade to fit Yetter, GP, Salford, White, DMI. Has 4 bolt holes, 1.25" cutting width.		\$59.90
<b>Bubble Coulter Blades</b>				
	2571-153	16" X .157 Bubble Coulter, 4" center, 4 - 17/32" holes on a 5-1/4" bolt circle		\$60.93
	RL17400JDM	17" Bubble Coulter, 4mm, 2-1/8" center hole, 5- 17/32" holes on a 4-3/4" bolt circle		\$30.95
	RL17400JDNU	17" Bubble Coulter, 4mm, 2" center hole, 6- 13/32" holes on a 3-1/2" bolt circle		\$30.95








## 13 Wave Coultter Blades

	Part#	Description	Replaces	Price
	RLW164131 JDME	16", 13 wave coultter, 2-1/8" center, 5- 17/32" holes on 4-3/4" bolt circle, 5/8" wave.	JD# A72678	\$31.56
	RLW164131 WFEE	16", 13 Wave coultter (4" center. four 17/32" holes on a 5-1/4" bolt circle, 5/8" wave)	Yetter# 2571-162 White # 854086	\$35.89
	RLW174131 DMIE	13 Wave No-Till Coultter Blade. 17-5/8" diameter, 7/8" wide, .157" thick. 4 hole pattern, 5" bolt circle		\$38.63
	RLW174131 WFEE	17" x 8 gauge, 13 Wave coultter (4" center. four 17/32" holes on a 5-1/4" bolt circle, 3/4" wave)		\$40.32




## 25 Wave Coultter Blades

	RLW164025 JDME	25 Wave Coultter, 16" X 4MM, 2-1/8" Center, 5 - 17/32" holes on a 4-3/4" bolt circle	JD# A72680	\$44.08
	RLW164025 WFEE	16" x 4mm, (4" center, four 17/32" holes on 5-1/4" circle, 5/8" wave, 8 gauge)		\$44.08









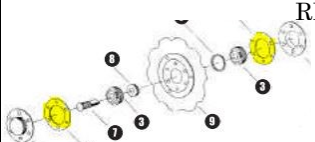
## Notched Fertilizer Blades

















	RLP17X7NKZE	17" Notched coultter for Kinze 3000 series fertilizer opener, 2" center hole & 6 bolt holes.	Kinze# GD12676	\$27.00
	RLP87584040BA	Fertilizer Opener, fits C-IH, 15' x 5MM, Single Bevel, Notched	CIH# 87584040	\$41.92
	RL17197D-N	17" Notched blade, fits JD single disc opener. 3-1/2" Bolt circle, 2-1/2" pilot hole.	JD# A48720 A72358	\$48.57
	RL17197D17-N	17" Notched blade to fit John Deere single disc opener, 4-3/32" Bolt circle, 3-3/16" pilot hole		\$48.57
	RL166019	13.5" notched, flat blade, 3 mm thick. Fits Sunco NutriMate 3 Assembly.	SUNCO# 166019	\$28.00

## Smooth Fertilizer Blades

	RLP1482	18" smooth edge, .236" thick single disc fertilizer coultter blade.	Kinze# GD7900	\$42.50
	RLP1476	16" x .197" thick single disc fertilizer coultter blade, Center hole 2.5", Made in USA.	JD# A72358 A48720	\$28.96
	RLP1478	16" x .197" thick fertilizer coultter blade, Used on models 1770, 1770NT, 1790 with single disc fertilizer opener assemblies. Center hole 3-3/16". Made in USA.	JD# A72404	\$32.00

## Planter Parts

Part#	Description	Price
 RLP30628	Shim washer, for seed openers on drills and planters with 5/8" I.D. bearings.	\$0.36
 RLP1752	Seed tender blender, Evenly distribute graphite, talc, or inoculant onto the seed as it is coming out of the hopper of a seed tender. Operates off a 12 volt system (battery not included), variable speed for total control of your volume. The hopper will hold 40 lbs of material. Can be easily mounted to any seed tender.	\$1,299.00
 RLP82539	Fertilizer Box Topper, to fit John Deere, all Models	\$221.00
RLP82450	Fertilizer Box Topper to fit Kinze, all models	\$221.00
RLP82541	Fertilizer Box Topper, Medium, to fit Case-IH, 1 hopper = 2 rows	\$221.00
 RLP82542	Fertilizer Box Topper, Large, fits Case-IH, 1 Hopper = 3 rows	\$280.00
 RLP82653	Pro Chute II - blue - 10.5" x 62", Seed flows smoothly when you attach the PRO Chute Seed box. In as little as 2 minutes, you can empty your seed box with the Pro Chute II box.	\$475.00
 RLP726111	Elbow, Clean Sweep Cylinder	\$4.00
 RLP755023	Precision air cylinder for planter	\$112.00
 RLPP M343052	Adjustable Brush, Precision Meter	\$10.00
 RLP1170	Bearing for marker assembly. Requires 2 per assembly.	\$26.00

<b>Replacement Parts to fit Martin UMO Coulters</b>			
	Part#	Description	Price
	UMO-041R	Shoe, Right Hand	\$73.50
	UMO-041L	Shoe, Left Hand	\$73.50
	UMO-A77	Hub Axle	\$54.00
	UMO-FCS01	Furrow Control Strap	\$12.00
	UMO-FCS02	Furrow Control Reinforcement-Strap	\$14.75
	UMO-HRKIT	Hub repair Bearing kit	\$25.00
	UMO-SPG01L	Coiled Spring for Left Side Fertilizer Opener	\$14.25
	UMO-SPG01R	Coiled Spring for Right Side Fertilizer Opener	\$14.25
	RLP14197MT	14" Beveled disc blade, Replaces Martin #BLD01	\$36.00
	RLP15197MT	Replacement blade for Martin #BLD01, 15" (oversized) Diameter single bevel, Notched edge. Has 4 bolt holes that are .4" diameter. Center hole is 3" diameter.	\$40.60
	HU44-F	Cast hub for Martin Unit Mounted Fertilizer Opener	\$48.00
<b>Replacement Parts to fit Martin Row Cleaners</b>			
	A270	2.7" D-Series Hub Axle	\$24.50
	BU7858	7/8" Floating Row Cleaner Arm Bushing	\$1.90
	STW-01K	Side Treader Wheel with Kinze Hole Pattern	\$39.50
	STW-04A	Aluminum side Martin Treader wheel (3 & 4 bolt pattern, Fits all Floating Martin Row Cleaners)	\$35.00
	C125FR	Floating Row Cleaner Frame for C125 Row Cleaners	\$108.00
	FR1360	Row Cleaner Frame for 1360 Row Cleaners	\$108.00
	CHU44-B2	Cast 4-Bolt Hub for Closing Wheels with 5203 PEER Seed Extreme 6 Lip Double Row Ball Bearing	\$69.00
	RLP755060	3.5" Treader wheel kit, set of 2	\$150.00
















## Replacement Parts to fit Martin Row Cleaners

	Part#	Description	Price
	HA44270-D	Spike Wheel Hub Assembly, D- Series Hub Axle Combination for Martin 4-Bolt Row Cleaners	\$88.00
	HR-KIT	Hub Repair Bearing Kit for Martin Row Cleaner Hub Assemblies, Includes wear ring, seal, tapered roller bearing, cup, washer, nut, cotter pin, dust cap, Martin brand	\$29.60
	RLP4500	Aftermarket Bearing kit for Martin Row Cleaners.	\$17.90
	HS1328	Dust Cap for all 4-Bolt Martin Row Cleaner & Closing Wheel Hubs	\$2.40
	DLD-02L	Left Hand Scraper, D-Lock Deflector for D style axle hubs.	\$19.75
	DLD-02R	Right Hand Scraper, D-Lock Deflector for D style axle hubs.	\$19.75
	RLPCA-32	Knob	\$3.95
	RLPCA-34	Spring	\$4.29
	RLPCA30	Cam for CA-03	\$29.25
	RLPTW3815-L4	15" Left Steel Wheel - 4-Hole Pattern	\$71.00
	RLPTW3815-R4	15" Right Steel Wheel - 4-Hole Pattern	\$71.00
	RLPTW3815L	15" Left Steel Wheel - 3-Hole Pattern	\$71.00
	RLPTW3815R	15" Right Steel Wheel - 3-Hole Pattern	\$71.00
	RTW1412.5-L4	12.5" Razor Tooth Row Cleaner Wheel Left Hand 3 or 4 Hole	\$60.50
	RTW1412.5-R4	12.5" Razor Tooth Row Cleaner Wheel Right Hand 3 or 4 Hole	\$60.50
	TW3813-L4	Left Hand 4 Hole Wheel	\$60.50
	TW3813-R4	13" Right Steel Wheel (4 bolt pattern)	\$60.50
	TW3813-LK	13" Left Steel Wheel - Kinze Hole Pattern	\$65.50
	TW3813-RK	13" Right Steel Wheel - Kinze Hole Pattern	\$65.50
	2967-672C	Shark tooth wheel designed to fit Dawn 3 bolt, Kinze 6 bolt, and Martin 3 & 4 bolt hubs. Will not fit Yetter Hubs.	\$49.65

## Planter Parts to fit Case-IH

Part#	Description	Replaces	Price
 RLP240579	Down Pressure Spring, Less plug. For Case-IH planters 800, 900, 950, 955, 1200 series; 5400, 5500 Soybean Special.	CIH# 436748A1 140579C1	\$12.96
 RLP436702A1	Chrome firming point, fits the same as the original equipment but will out wear the original very significantly. Fits Case-IH 800, 900, 950, 955, 1200 series; 5400, 5500 Soybean Special; Made by Acra Plant.	CIH# 436702A1 47704456	\$30.90
 RLP436702	Seed Furrow Firming Point, Cast. Fits Case IH 800, 900, 950, 955, 1200 series; New Holland SP280, SP380, SP480, SP580; 5400, 5500 Soybean Special. Heat treated.	CIH# 436702A1 91265C1	\$15.65
 RLP 909885	Acra Plant V-Shot Insert Kit, fits Case-IH 800, 900, 1200		\$89.95
 RLP 1642	8" Notched covering disc assembly, with dust cap RLP22836, works with RLP1644, Replaces smooth opener.		\$25.10
 RLP 1644	8" Notched covering disc assembly, with dust cap RLP22836, works with RLP1642, Replaces smooth opener.		\$25.10
Bearings			
 RLP1204	Bearing, Bore: 0.750" O.D.: 2.0472" Width: 0.5906" Outside race. Width: 1.378" inner race. Used on Case-IH 900, 950 & 955 series with notched furrow openers (2 per blade).	CIH# 1337545C1 1337998C1	\$8.95
 RLP1452	2-13/16" x 1-3/16" Bearing for gauge wheel assembly; 40mm hole.	CIH# 324461A1	\$8.75
 RLP1216	Waterpump style bearing with cross hole to fit gauge wheel assemblies. Shaft Size: 0.627 IN, Outside Diameter: 1.181 IN, Width Race: 1.531 IN, Shaft Length: 2.722 IN Used in gauge wheel assemblies when using a sleeve over the outer diameter of the bearing.	CIH# 128558C91	\$6.75
 RLP1196	Seed Opener Bearing, 204 series. 5/8" I.D., 1.780" O.D. Fits Case-IH 800, 900, 950, 955, early 1200 seed and fertilizer openers; 5400, 5500 Soybean Special; 5300, 5400, 5500, 6300 drills; 5200 drill with heavy duty opener	CIH# 1268017C91	\$5.96



## Planter Parts to fit Case-IH Closing Discs

Part#	Description	Replaces	Price
 RLP22836	Metal Dust Cap, Fits RLP1660		\$0.99
 RLP1660	8" Smooth covering disc to fit IH planters, fits late model 800 series, all 900 series and 1200 series.	CIH # 1277891C9 1	\$23.12
 RLPLT110021	12" Cast Iron, Bolt-On Closing Wheel, 5/8" bearing ID		\$59.00
 RLP110061	15" Finger till closing wheel, 5/8" bearing, fits C-IH planters that use a 5/8" or 16mm bolt to attach closing wheels.		\$99.00
 RLP1000	Rubber Tire, 1X12", Solid, for closing, packing, press, and firming wheels.	CIH# 87461340	\$7.03
 RLP90854	6.5" x 12" Single rib press wheel tire with traction treads, use with steel halves. Fits Case-IH planters 800, 900, 950, 955, 1200 series; 5400, 5500 Soybean Special; New Holland SP series.	CIH # 90854C1	\$67.43
<b>Drive Chains</b>			
 RLP41120	Seed Hopper Meter Drive Chain. Fits CIH 1200 series meter chain.		\$7.74
 RLP1120	Rear Herbicide-Insecticide drive chain. #41 x 162 links. Fits Case-IH 800/900 series.		\$14.50
 RLP1132	Main wheel drive chain. # 2050 x 56 links. Fits CIH trailing 800 and 900 series s/n 14501 and up. Also fits plate planters s/n 3701 and above.		\$19.99
 RLP1134	Front Herbicide-insecticide drive chain #41 x 62 links. Fits Case-IH 800/900 series.		\$8.50
 RLP1124	Seed Transmission drive chain. #2040 x 44 links, CIH Output speed drive chain for all 800 series cyclo planters		9.16
<b>Fertilizer Opener</b>			
 RLP8758404 0BA	Fertilizer Opener, Case IH, 15' x 5MM, Single Bevel, Notched		\$41.92
<b>Gauge Wheels</b>			
 RLP1454	Bearing sleeve, fits RLP1216 bearing.	CIH# 133966C1	\$2.02
 RLP1410	Narrow gauge wheel assembly. 3"X 16" with H750 bearing. Black nylon outer rim and black steel inner rim. Fits Case-IH 1200 s/n CBJ0001611 & above planters.	87673693	\$79.99
 RLP146B	Gauge Wheel Assembly 4.5" x 15.5" with Black Steel Inner Wheel with Nylon Outer. CIH Style Reduced Inner Diameter Tire. Double-Row Ball Bearing 5/8" ID. For 1200 and 1205 Series Planters	CIH# 87604747	\$85.64






**(585) 270-8047**








## Planter Parts to fit Case-IH Gauge Wheels

	Part#	Description	Replaces	Price
 	RLP1466	4 1/2" x 16" rim half, white .	128616C1 87604612	\$19.22
	RLP1444	4.5" x 16" gauge wheel tire with reduced inner profile offset. Fits Case-IH 800, 900, 950, 955, 1200; 5400, 5500 Soybean Special; SDX30, SDX40 air seeders. New Holland SP280, SP380, SP480, SP580.	CIH# 128633C1 87602293	\$64.19

## Parallel linkage Components

	RLP436740	Upper Parallel Arm for CIH Planter, 15-7/8" Long, 2 Used Per Row. Fits 800, 900, 955, 1200 Planters and 5400, 5500 Soybean Special.	CIH# 436740A1	\$31.07
	RLP436741	Lower Parallel Arm for CIH Planter, 15-7/8" Long, One Used Per Row. Fits 800, 900, 955, 1200, Planters and 5400, 5500 Soybean Special.	CIH# 436741A1	\$99.29
	RLP1254302	Parallel Arm Bushing, .53"ID x .87"OD x .66" Wide. For Standard Rows of CIH Planter. Fits 900 and 1200 Series Planters.		\$3.95
	RLP137512	Parallel Arm Bushing, .53" ID x .87" OD x .53" Wide. For Lockup Rows of Split-Row CIH Planters. Fits 900 and 1200 Series Planters.		\$3.95
	RLPIH12K	Parallel Arm Fastener Kit. 4 Each 88530 Carriage Bolt, 86992215 Lock Nut and 495-81287 Washer.		\$3.75

## Seed Discs

	RLP30628	Shim washer, for seed openers on drills and planters with 5/8" I.D. bearings.		\$0.36
	RLP26160	Shim washer for use with seed and fertilizer openers.	CIH# 1268381C1	\$0.50
	RLP1686	Ingersoll Seed Disc Assembly, 14" LH Blade (leading) (5/8" 204 Bearing) (3.5mm)	CIH# 90850C91 84389196	\$37.73
	RLP1688	Ingersoll Seed Disc Assembly, 14" RH Blade (Trailing) (5/8" 204 Bearing) (3.5mm)	CIH# 90850C90 84389195	\$37.73
	RLP1378	14" Forge De Niaux seed disc opener assembly to fit Case-IH planters 800, 900, 950, 955; 1200 series and 5200, 5300, 5400, 5500, 6300 drills, LH (leading). Heavy 3.5 mm blade and 204 series bearing. Does NOT work on 510, 5100, 620, 6200 that uses 203 series bearings.	CIH# 84389196	\$41.74



## Planter Parts to fit Case-IH Seed Discs





Part#	Description	Replaces	Price
 RLP1390	14" Forge De Niaux seed opener assembly, Fits Case-IH planters 800, 900, 950, 955; 1200 series and 5400, 5500 drills, RH, (trailing, with offset openers). Heavy 3.5 mm blade and 204 series bearing. Does NOT work on 510, 5100, 620, 6200 that uses 203 series bearings.	CIH# 84389195	\$41.74
 RLP1687	Ingersoll Seed Disc Assembly; 14" x 3.5mm; 205 bearing for 5/8" bolt; Furnished with dust cap; LH.	CIH# 84398745 47828496	\$39.84
 RLP1689	Ingersoll Seed Disc Assembly; 14" x 3.5mm; 205 bearing for 5/8" bolt; Furnished with dust cap; RH	CIH# 84398746 47828497	\$39.84
 RLP14045LI HLR	Seed Disc Assembly; 14"; 205 Double-row bearing for 5/8" bolt, with dust cap; Heavy Duty & New Style, LH. Ingersoll, 4.5mm thick	CIH# 84416318	\$44.74
 RLP14045LI HRR	Seed Disc Assembly; 14"; 205 Double-row bearing for 5/8" bolt, with dust cap; Heavy Duty & New Style, RH. Ingersoll, 4.5mm thick	CIH# 84416319	\$44.74
 RLP2100	Ingersoll Seed Disc Assy 15", 4.5mm, Double Roller Bearing, fits Case 2100 Series Planters	CIH# 47592277	\$47.17
 RLP2101	Forge De Niaux, 15", 4.5mm Assembly 205 Gothic Arch Bearing, 48118295 Seed Disc Openers	CIH# 47592277	\$68.71
 RLP205GPCHD	Dust cap for Forge De Niaux Case IH seed discs		\$2.59
 RLP205HDW	Washer for Forge De Niaux Case IH Seed Disc		\$0.69
 RLP204WC	Dust cap for RLP1378 & RLP1390	324180A1	\$1.35
<b>Boots &amp; Scrapers</b>			
 RLP84243285	Heat treated seed boot, matches original equipment. Fits Case-IH 800, 900, 950, 955, 1200 series; 5400, 5500 Soybean Special	CIH# 84243285	\$39.50
 RLP84243CE	Carbide edged seed boot. Fits Case-IH 800, 900, 950, 955, 1200 series; 5400, 5500 Soybean Special	CIH# 84243285	\$79.00
 RLP99800KIT	HD Planter Opener Scraper Kit. Includes 2 Arms and 2 Tungsten Carbide Scrapers. Use one kit per row. Fits Case-IH 800, 900, 950, 955, 1200 planters, 5400, 550	1547680C1	\$34.50
 RLP1366	Metal Rotary scraper with bearing insert. Fits Case-IH 800, 900, 950, 955, 1200 planters	CIH# 1547194C1	\$3.95

**(585) 270-8047**

## Planter Parts to fit John Deere 7000 & 7100

Part#	Description	Replaces	Price
 RLP42700	Rubber windshield, 5" wide opening. For John Deere MaxEmerge™, MaxEmerge®2; Plus to 1999 planters		\$18.69
 RLP22977	Herbicide/insecticide feed wheel with round bore. John Deere 7000, 7100,	JD# A22977	\$9.96
 RLP1352	Drive release handle for plateless hopper drive. Fits MaxEmerge & Kinze (except 3000)	JD# A25447	\$4.15
 RLP1526	Corn meter housing cover for finger pickup mechanism on John Deere 7000-7100 planters with MaxEmerge row units and early Kinze. Does not fit MaxEmerge®2 and newer.	JD# A48383, A65626	\$14.50
 RLP1362	Hopper bottom plate fits plate type planters.	JD# A447483	\$16.00
 RLP 3Y#46	Y-Not-Hose holder kit		\$5.72
 RLPOJD#246	Rebounder orange		\$32.57
 RLP1530	Brush assembly	JD# AA29838	\$3.60
 PPM755265	Clean sweep bracket, fits Yetter 2967-029, JD7000 & 7100, Kinze, White		\$60.00
 RLPPM343098	Cover for Precision Meter, Fits JD 7000		\$8.90
 RLP1172	Notched marker disc assembly. Fits John Deere 7000, 7200 planters, 9 notch, 13" diameter blade. Mounting bolt has 5/8" threads. Heavy duty blade and hub		\$69.00
 RLP1154	V-Slice insert, fits John Deere 7000-7200 & 1700 series MaxEmerge™, MaxEmerge®2, MaxEmerge®Plusplanters. Fits between the seed openers to provide a perfect seed trench, which helps stop seed bounce and provide excellent seed to soil contact. Made of chrome alloy.		\$31.50
 RLP1224	Bolt for RLP1154 insert.		\$0.75
 RLP1226	Nut 5/16" for RLP1154 insert.		\$0.08
 RLP1164	Replacement Spiral Roll pin for attaching RLP1154 V-Slice inserts to planters (front hole only). One used per row on John Deere planters.		\$1.00
 RLP1523	Cupped Seed Belt, used on John Deere and Kinze finger pickup meters. Cup shaped design helps position the seed to drop in the center of the seed tube to help reduce skips and doubles in the field.		\$12.00



## Planter Parts to fit John Deere 7000 & 7100

	Part #	Description	Replaces	Price
	RLP1522	Seed Belt	JD# AA22451	\$13.90
	RLP1524	Seed belt drive wheel for John Deere finger pickup mechanism.	JD# A22795	\$7.50
	RLP1569	Back Plate, for corn finger pickup meter with brush.	JD# AA35644	\$56.00
	RLP1848	Finger wheel set. Used on John Deere finger pickup meters	JD# AA60534	\$43.43






## Bearings

	RLP1210	Bearing to fit Yetter residue managers.	AA34616 2570-594	\$23.00
	RLP1452	2-13/16" x 1-3/16" Bearing to fit gauge wheel assembly; 40mm hole.	JD# AN212132	\$8.75
	RLP1454	Bearing sleeve, fits RLP1216 bearing, use in 4.5X16 wheel assemblies. 40.08 mm/1.58 in OD, 29.86 mm/1.17 in ID, 38.80 mm/1.528 in Overall length.	JD# A25915	\$2.01
	RLP1602	Bearing with 7/8" hex bore. Has flat O.D. Used on wheel frame, seed and fertilizer transmissions.	JD# AA28271	\$9.90
	RLH205KRRB2	Ball bearing, 7/8" hex bore. Curved outer race for JD 7000, 7100 & Kinze transmissions with hex drive lines.	JD# A22097	\$7.95
	RLH205KRRB2US	Timken Bearing, 7/8" hex bore. Curved outer race for JD 7000, 7100 transmissions with hex drive lines.	JD# AA22097	\$28.53
	RLP1458	Flanged Bearing Unit, fits actuator shaft, 9/16" Hex Bore, Fits John Deere Planter Model 7000 flex fold, 7200, 1750	JD# AA34259	\$10.95
	RLP30654	Sprocket With Bearing, 9/16" Hex Bore, 19 Tooth, 1-1/2" Wide, For Parallel Linkage on JD 7000, 7100	JD# AA30654	\$19.80
	RLP1216	Waterpump style bearing with cross hole, Shaft Size: 0.627 IN, Outside Diameter: 1.181 IN, Width Race: 1.531 IN, Shaft Length: 2.722 IN Used in closing and gauge wheel assemblies when using a sleeve over the outer diameter of the bearing.	JD# AA21015, AA35741	\$6.75
	RLP1204	Bearing, Bore: 0.750" O.D.: 2.0472" Width: 0.5906" at Outside race. Width: 1.378" at inner race. Used on JD marker blades 7000 & 7100 built 1974 and after	JD# A27002	\$8.95







## Planter Parts to fit John Deere 7000 & 7100: Closing Wheels

Part#	Description	Replaces	Price
 RLP58321	8" Covering Disc Assembly with Bearing And 5/8" Threaded Stud. Use with RLP46176 bushing and RLP17520 seal.	JD# A58321 AA33061	\$22.00
 RLP126000	Trash Guard Kit, fits John Deere, Kinze and White Planters		\$11.00
 RLP110061	15" Finger till closing wheel, 5/8" bearing, fits John Deere, Kinze, Case-IH, Monosem, Great Plains, and White planters that use a 5/8" or 16mm bolt to attach closing wheels.		\$99.00
 RLPLT110021	12" Cast Iron, Bolt-On Closing Wheel, 5/8" bearing ID, fits John Deere, Kinze, White, Case-IH, Monosem, Great Plains		\$59.00
 RLP1770	Bolt for closing wheel spring. Fits John Deere MaxEmerge™; Kinze® prior to 1993 planters.		\$2.79
 RLP46176	Bushing, " Covering Disc Assembly RLP58321.	JD# A46176	\$1.42
 RLP1768	Bushing, 1" OD to fit MaxEmerge closing arms s/n 064401 & up; Kinze prior to 1993.	JD# A34723	\$3.25
 RLP1610	Cast iron closing wheel arm stop, painted green. Fits 7000, 7200 MaxEmerge™; Kinze® (except 3000 series) Planters.	JD# A28135, A33879	\$21.95
 RLP1608	Closing wheel arm to fit John Deere 7000 - 7100. Painted Green.	JD #AA31217	\$34.50
 RLP254G	Handle, Adjusting Lever for Closing Wheel W/ Bolt on Wheels	JD# A59806	\$7.50
 RLP11200	Nylon Wheel half for 1"x 12" Closing Wheel Assembly , uses waterpump bearing		\$13.45
 RLP1043	Closing wheel assembly, 1" X 12", with RLP1216 bearing, with metal wheel halves, fits Kinze planters before 1993 & JD 7000-7100 planters		\$37.00
 RLP1000	Rubber Tire, 1X12", Solid,for closing, packing, press, and firming wheels.	JD# A22325	\$7.55

## Planter Parts to fit John Deere 7000 & 7100: Closing Wheels



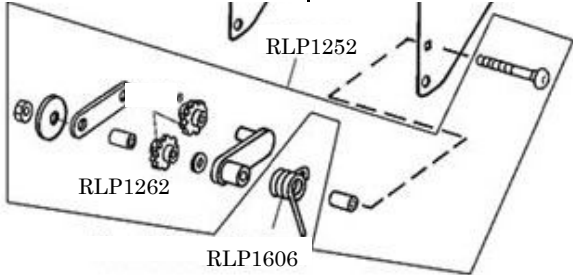






	Part#	Description	Replaces	Price
	RLP1060	Eccentric Closing wheel bushing. Used on JD 7000 & 7100 series and Kinze, prior to 1993, planters to align closing wheels.	Kinze# GB0219	\$6.00
	RLP22724	3/4" Outside Diameter Bushing, For closing wheel arm. Fits John Deere MaxEmerge™ to s/n 064400 planters.	JD# A22724	\$3.00
	RLP1766	Closing Wheel Spring with Plug, 1/2"-13UNC thread, Fits John Deere MaxEmerge Planter. Also Fits Kinze Planter prior to 1993	JD# AA23116	\$11.70
	RLP1042	Closing Wheel Assembly, 1" X 12", with RLP1216 bearing, Plastic Wheel halves, Fits JD 7000, 7100, and Kinze Row Unit before 1993.	JD#AA4389 9	\$34.73
	RLP120700	Closing Wheel Bracket, With Roll Pin Attached Wheels, fits JD 7000 and 7100		\$59.95

## Drive Chain

	RLP1124	Seed Transmission drive chain. #2040 x 44 links.		\$9.16
	RLP1122	Seed Transmission drive chain. #2040 x 38 links.	JD# AA21484	\$6.85
	RLP1146	Seed hopper drive chain, hopper drive plateless, row drive unit. #41 chain X 98 link.		\$6.91
	RLP1100	110 links of #41 chain. Herbicide/Insecticide drive chain for JD 7000, Kinze also JD Max Emerge 2 with Finger Pickup Seed Meter	JD# AA43719	\$10.60
	RLP1132	Main wheel drive chain. # 2050 x 56 links. Fits 6 row through 12 row JD 7000, narrow rigid, 8 row wide through 12 row narrow 7000 folding. All 7100 built before 1979.		\$19.99
	RLP1126	Main wheel drive chain. Fits JD 7100 built after '79. #2050 x 50 links.		\$12.32
	RLP1138	Main wheel drive chain. Fits 12 - 24 row JD 7000, narrow folding. #2050 X 69 links.		\$19.90







**(585) 270-8047**

## Planter Parts to fit John Deere 7000 & 7100 Drive Chain








	Part#	Description	Replaces	Price
	RLP166	Round Bushing, Herbicide/ Insecticide Meter	JD# A25845	\$1.84
	RLP1594	Idler arm to fit seed drive chain tightener on vacuum and finger pickup units. Fits 7000-7200 prior to 1992 & 1700 series.	JD# A25369; A50564	\$5.30
		 <p>RLP1252</p> <p>RLP1262</p> <p>RLP1606</p>	AA43277	\$14.00
	RLP1262	Plastic Chain Sprocket, 10 Tooth, For Seed Drive on Vacuum and Finger Pickup Units, and Insecticide & Herbicide Drive.	JD# A55008 Kinze# GD7426	\$1.20
	RLP1606	Idler arm spring. Used on Max-Emerge and Kinze seed meter drive; also MaxEmerge2 and MaxEmergePlus both vacuum and finger pickup.	JD# A28518; A63534; A82137, Kinze# GD1065	\$1.99
	RLH205KRRB2	Ball bearing, 7/8" hex bore. Curved outer race for JD 7000, 7100 & Kinze transmissions with hex drive lines.	JD# A22097	\$7.95
	RLH205KRRB2US	Timken Bearing, 7/8" hex bore. Curved outer race for JD 7000, 7100 & Kinze transmissions with hex drive lines.	JD# AA22097	\$28.53
	RLP1602	Bearing with 7/8" hex bore. Has flat O.D. Used on wheel frame, seed and fertilizer transmissions.	JD# AA28271	\$9.90
	RLP1584	Idler, seed meter, herbicide/ insecticide drive.	JD# A62180	\$3.99



## Planter Parts to fit John Deere 7000 & 7100 Drive Chain

Part#	Description	Replaces	Price
 RLP1350	Plastic idler for seed meter drive, 1-9/16" diameter.	JD # A22838	\$1.40
 RLP1368	Spacer bushing, use with RLP1350 idler. 1-3/16" long.	GD1026	\$3.00
 RLP1348	Plastic idler for drive wheels. (large) 2-1/4" diameter.	JD # A22628	\$2.20
 RLP1370	Spacer bushing, use with RLP1348 idler. 1 3/4" long. Used on seed transmission drive, insecticide/herbicide drive, liquid or dry fertilizer drive.	JD # B30967	\$3.00
 RLP1354	Plastic idler for seed transmission, 1-7/8" diameter. Used on liquid or dry fertilizer drive, insecticide/herbicide drive.	GD1067	\$1.60
 RLP1372	Spacer bushing, use with RLP1354 idler. 1 1/2" overall length.	B30966	\$3.00

## Fertilizer Openers

 RLP1588	Liquid fertilizer spout to fit JD 7000 planters with double disc fertilizer openers.	JD# AA23113	\$8.50
 RLP1470	Stainless steel dry fertilizer spout, fits John Deere planters with double disc opener fertilizer attachment.	JD# AA23112	\$19.90
 RLP1618	Inside fertilizer scraper for double disc openers. One used per row.	JD #B35913	\$2.95
 RLP23987	Spring assembly with plugs for John Deere double disc fertilizer attachment that mounts to fertilizer bar.	JD# AA23987	\$64.94
 RLP1732	Metal dust cap only for double disc fertilizer openers.		\$1.50
 RLP1734	Fertilizer unit cast hub.	B32457	\$15.30
 RLP1436	Outside fertilizer scraper for double disc openers. Two used per row.	JD# A24085	\$2.25

**(585) 270-8047**

## Planter Parts to fit John Deere 7000, 7100 Fertilizer Openers

Part #	Description	Replaces	Price
 RLP1680	13-1/2" Fertilizer Blades for Deere (With 5/8" 204 Bearing, Billet Hub) (3mm)Ingersoll Blade	JD # AA57466	\$44.50
 RLP12JN	1/2" RH Jam nut to fit RLP1680		\$0.59
 RLP12JNLH	1/2" LH Jam nut to fit RLP1680		\$1.10

## Gauge Wheels

 RLP35392	Gauge Wheel Assembly, 4.5" X 16", two yellow Metal Rims, with Stem Bearing RLP1216, with hole in bearing sleeve. Fits John Deere Models 7000/7100	JD# AA32046 AA35392	\$76.48
 RLP1089	Gauge Wheel Assembly, 4.5" X 16", One Metal Rim, one nylon rim and RLP1192 stem bearing . Fits John Deere Models MaxEmerge Plus, Pro series, 1530, 1535.	JD# AA41359	\$76.48
 RLP1460	Rim half for gauge wheel assembly; yellow steel. Fits 750, 1560, 1850, 1760 , 1780 , 7000 , 7100 , 7200 , 7240 , 7300 , 7340	JD# A22780	\$16.25
 RLP1414	Complete Gauge Wheel Assembly, 4.5" x 16" for JD Max Emerge and Kinze planters built prior to 1993. Nylon/Steel rims with stem cross hole bearing.		\$110.00
 RLP1424	Complete Gauge Wheel Assembly, 4.5" x 16" fits JD Max Emerge and Kinze planters built prior to 1993. Double steel rims with stem cross hole bearing and nylon outside cover.		\$72.57

## Planter Parts to fit John Deere 7000, 7100 Gauge Wheels

Part#	Description	Replaces	Price
 RLP1218	Bearing with a groove to fit gauge wheel assemblies, has a 40mm O.D. to eliminate the use of the bearing spacer.	JD# AA38106	\$7.65
 RLP1186	Replaces bushing, fits RLP1184. Has 1" I.D. hole for sliding over stub shaft. Used on RLP41968 Gauge wheel arm kit	JD# A57057	\$8.95
 RLP1176	Replacement bushing: 16mm hole.	JD# A57058	\$8.75
 RLP1184	Gauge Wheel Arm Kit, consists of 2 threaded bushing and all hardware. Fits JD 7000 & 7100 MaxEmerge Row Units		\$30.19
 RLP41968	Gauge Wheel Arm Kit, consists of Arm, Threaded Bushing with 1" Hole, M12X25, M12X35 Bolt and washer. 3/8" X 16"UNC set screw and nut.	JD# AA41968	\$21.90
 RLP1454	Bearing sleeve, fits RLP1216 bearing, use in 4.5X16 wheel assemblies. 40.08 mm/1.58 in OD, 29.86 mm/1.17 in ID, 38.80 mm/1.528 in Overall length,	JD# A25915	\$2.02
 RLPGWSJDK	Gauge wheel scraper kit for JohnDeere/ Kinze planters		\$60.00
 RLP1656	Pivot for gauge wheel walking depth control, kit includes bolt, rocker & pivot.		\$41.52
 RLP772	Pivot for gauge wheel walking Depth Control, used with Rocker RLP609 and Bolt RLP58670.	JD# A82772	\$12.34
 RLP609	Rocker for walking gauge wheel depth control, Used with pivot #RLP772 and Bolt #RLP58670. Fits JD Planter MaxEmerge Plus and MaxEmerge Pro, XP Pro, 1530, 1535 drills, also late ME2 with rocker marked 62609	JD# A62609	\$10.11
 RLP58670	Bolt for walking gauge wheel depth control, used with Pivot #RLP772 and Rocker #RLP609. Fits John Deere Planter MaxEmerge Plus and MaxEmerge Pro, XP Pro, 1530, 1530.	JD# A58670	\$2.57
 RLP1452	2-13/16" x 1-3/16" Bearing to fit gauge wheel assembly; 40mm hole. Fits all 750, 1560, 1565, 1590, 1690, 1850, 1860, 1890. Also fits JD 4 bolt notched marker on 1500 series. Also used in the cast closing arm on 1560, 1565, 1590, 1690, 1860, 1890, 1895, 1990.	JD# AN212132	\$8.75

## Planter Parts to fit John Deere 7000, 7100 Parallel Linkage Components

Part #	Description	Replaces	Price
 RLP141001	Down Pressure Spring Kit		\$89.95
 RLP30654	Sprocket With Bearing, 9/16" Hex Bore, 19 Tooth, 1-1/2" Wide, For Parallel Linkage	JD# AA30654	\$19.80
 RLP10071	Down Pressure Spring with Plug, 7/16"-14UNC Thread, 1-1/2" dia.	JD# AB10071	\$8.42
 RLP1402	Heavy duty down pressure spring with plug. 1/2" - 13 Unc Thread, Fits MaxEmerge™	JD# AA28046 AA35876	\$12.34
 RLP1590	Bushing for parallel upper and lower arms on JD 7000 planter	JD# A23789	\$1.69
 RLP88790	Parallel linkage bushing kit for John Deere 7000-7100 MaxEmerge™ (all) and Kinze® prior to 1993 planter row units. 1 kit used per row. Includes bolts, nuts, flat washers and RLP1590 bushings		\$24.00
<b>Scrapers</b>			
 RLP1364	Rotating seed disc scraper with nylon cover. (No arm included)	JD# AA37221	\$4.95
 RLP1396	Scraper, seed unit. Right hand.	JD# AA26443	\$3.97
 RLP1394	Scraper, seed unit. Left hand.	JD# AA26444	\$3.97
 RLP1718	Tungsten Carbide scraper kit. Includes 1 right hand & 1 left hand scraper. Mounts on the original arms with tungsten carbide inserts for seed discs	JD# AA62559	\$20.76
 RLP62808	Tungsten Carbide scraper kit, 2 arms, spring, 2 tungsten scraper blades, hardware.	AA62559,A 69139,A691 40,A50047	\$28.46

## Planter Parts to fit JD 7000, 7100 Seed Discs

Part#	Description	Replaces	Price
 RLP8324	HD Disc Opener Assembly, 15" x 3.5mm with Blade, Peer Bearing and Dust Cap. Forge De Niaux blade	JD# AA53860	\$35.20
 RLP8324-C	HD Disc Opener Assembly, 15" x 3.5mm with Blade, Peer Bearing and Dust Cap. Celcan blade	JD# AA53860	\$32.00
 RLP30628	Shim washer, for seed openers on drills and planters with 5/8" I.D. bearings.		\$0.36
 RLP1150	15" Acra Plant notched seed disc opener assy. 11 notch, fits JD 7000-7200		\$106.75
 RLP1152	15" Acra Plant notched seed disc opener assy. 15 notch, fits JD 7000-7200		\$106.75
 RLP1058	Cap, to fit John Deere Seeder Bearing housing, 1 1/2" diameter.	JD# A52024	\$0.89
 RLP1237104	Dirt shield for John Deere Model 7000-7100 and Kinze Planter disc openers.	JD# A22778	\$8.50
Seed Tubes			
 RLP700150	BullsEye Seed Tube, 2-1/4 x 1-1/2" opening, fits Great Plains, John Deere 7000,7100, 7200, 7300 series, Kinze 2000 & 3000 series		\$16.50
 RLP100153	Exapta Valion Seed Tube Guards, Kinze 2000 series w/ oversize rivets		\$38.50
 RLPTY201	Fertilizer and seed tube. Used on double disc openers only, Fits 71 Flexi Unit Planter	JD# M61104, M17501	\$8.50
 RLP1528	Seed tube - with small sensor hole to fit JD 7000	JD# A25925	\$5.29
 RLP1356	Lower seed tube guard casting.	JD# A41692	\$5.95
 RLP61577	Seed Guard With Bracket	JD# A61577	\$7.85

**(585) 270-8047**

## Planter Parts to fit John Deere 7200-7300, 1700, & DB Series

Part#	Description	Replaces	Price
 RLP755210	Mounting For Clean Sweep Cylinder, fits Yetter row cleaners, 2967-029, John Deere 7200, 7300, 1700 series		\$35.00
 RLP3Y#46	Y-Not-Hose holder kit		\$5.72
 RLPOJD#246	Rebounder orange		\$32.57
 RLP48393	Flex coupler & meter lockout, fits John Deere planters Max-Emerge®2, Plus, XP, ME5.	JD# AA38393	\$25.96
 RLP51643	Retaining Pin for use with RLP48393, flex coupler	JD# A51643	\$0.70
 RLP37076	Scraper, bolt-on. For vacuum meter on John Deere planters Max-Emerge®2, MaxEmerge®Plus, Pro-Series™, MaxEmerge™XP, Pro-Series™XP.	JD # AA37076	\$8.40
 RLP79993	Scraper, snap-in. For vacuum meter on John Deere MaxEmerge™5; also MaxEmerge®2, Max-Emerge®Plus, Pro-Series™, Max-Emerge™XP, Pro-Series™XP with John Deere A94259 chamber door.	JD# AA79993	\$7.99
 RLP37348	Knockout wheel, bolt-on, for corn. For vacuum meter on John Deere planters MaxEmerge®2, Max-Emerge®Plus, Pro-Series™, Max-Emerge™XP, Pro-Series™XP.	JD# AA37348	\$11.50
 RLP81736	Knockout wheel, snap-in, for corn. For vacuum meter on John Deere planter MaxEmerge™5; also Max-Emerge®2, MaxEmerge®Plus, Pro-Series™, MaxEmerge™XP, Pro-Series™XP with John Deere A94259 chamber door.	JD# AA81736	\$12.50
 RLP57258	Chamber door for vac meter, use with snap-in knockout wheel or scraper. For John Deere ME5; also MaxEmerge®2, Plus, Pro, XP, XP Pro when used with snap-in knockout wheel or scraper.	JD# A94259	\$19.96



## Planter Parts to fit John Deere 7200-7300, 1700, & DB Series

Part#	Description	Replaces	Price
 RLP343025	Precision Meter, Field Corn, 12 Fingers, fits John Deere 7200, 7300, & 1700 series		\$195.00
 RLP345021	Precision meter & Universal Bullseye Seed tube kit, fits JD 7200, 7300 & 1700 Series		\$203.00
 RLP63858	Seed hopper lid, to fit 1.6 bushel seed hopper on John Deere Max-Emerge <sup>®</sup> 2, Plus, XP, ME5.		\$26.19
 RLP700167	PKG of 4, Spring pin, fits JD 7200, 1700		\$12.00
 RLP42700	Rubber windshield, 5" wide opening. For John Deere Max-Emerge <sup>™</sup> , MaxEmerge <sup>®</sup> 2; Plus to 1999 planters		\$18.69
 RLPPPM720235	Vent, for PPM720370 eset, Fits John Deere Max Emerge 5		\$6.00
 RLP901985	Acra Plant V-shot, fits John Deere XP, XP PRO, ME5 Row Units		\$89.95
 RLP901785	Acra Plant V-Shot to fit JD Max-emerge 2, plus, pro		\$89.95
 RLP1158	"V" Slice insert for JD 1700 series planters equipped with XP row units.		\$49.99
 RLP1154	V-Slice insert, fits John Deere 7000-7200 & 1700 series MaxEmerge <sup>™</sup> , MaxEmerge <sup>®</sup> 2, MaxEmerge <sup>®</sup> Plus. V-slice inserts fit between the seed openers to provide a perfect seed trench. Made of a super tough chrome alloy for long wear life.		\$31.50
 RLP1224	Bolt for RLP1154 insert.		\$0.75
 RLP1226	5/16" nut for RLP1154 insert.		\$0.08
 RLP1164	Spiral Roll pin for attaching V-Slice inserts to planters (front hole only). One used per row on JD and White planters. Replacement roll pin for RLP1154 insert.		\$1.00
 RLP201985	Acra plant V-slice insert		\$33.95

**(585) 270-8047**





## Planter Parts to fit John Deere 7200-7300, 1700, & DB Series

### Bearings










Part#	Description	Replaces	Price
 RLP1513	Bearing Kit, fits single disc fertilizer opener hub, and metric coultter hub on 7200 & later. 2 bearings, 2 races, and 2 seals. Fits John Deere MaxEmerge®2, MaxEmerge®Plus, Pro, XP, XP Pro; 1530, 1535.		\$28.50
 RLP1512	Bearing kit for no-till coultter arm on JD 7200 & later planters. (2) tapered bearings, (2) cups, seal, seal retainer, cotter pin. Fits John Deere MaxEmerge®2, MaxEmerge®Plus, Pro, XP, XP Pro; 1530, 1535.		\$28.50
 RLP1452	2-13/16" x 1-3/16" Bearing to fit gauge wheel assembly; 40mm hole. Fits all 750, 1560, 1565, 1590, 1690, 1850, 1860, 1890. Also fits JD 4 bolt notched marker on 1500 series. Also used in the cast closing arm on 1560, 1565, 1590, 1690, 1860, 1890, 1895, 1990.	JD# AN212132	\$8.75
 RLP1456	Bearing, to fit seed drive line, 7/8" hex bore. Fits 7200 flex fold, 1710, 1760, 1780, 1790.	JD# AA35646	\$10.50
 RLP1454	Bearing sleeve, fits RLP1216 bearing, use in 4.5X16 wheel assemblies. 40.08 mm/1.58" OD, 29.86 mm/1.17" ID, 38.80 mm/1.528" Overall length, fits JD Planters 1760, 1775NT, 1780, 1795, 7000, 7100, 7200, 7240, 7300, 7340, MaxEmerge, MaxEmerge 2, MaxEmerge Plus	JD# A25915	\$2.01
 RLP1210	Bearing to fit Yetter residue managers.	JD# AA34616	\$23.00
 RLP1458	Flanged Bearing Unit, fits actuator shaft, 9/16" Hex Bore, Fits John Deere Planter Model 7200, 1750	JD# AA34259	\$10.95
 RLP1196	Seed Opener Bearing, 204 series. 5/8" I.D., 1.780" O.D. John Deere Tru Vee™ seed and fertilizer opener (except XP and XP Pro).	JD# AA21480	\$5.96
 RLP1204	Bearing, Bore: 0.750" O.D.: 2.0472" Width: 0.5906" at Outside race. Width: 1.378" at inner race. Used on John Deere marker blades 7200, 7240, 7300 and 7340 built prior to 1990 with smooth blades; 71 Flex 1987 and newer. John Deere furrow opener prior to 1984.	JD# A27002	\$8.95
 RLP1712	Sprocket With Bearing, 19 Tooth, 7/8" Hex Bore, 2-1/2" Wide. Hub width is 3.25". Fits John Deere Planters 7200, 7300, 1760, 1780, MaxEmerge 2, MaxEmerge XP, 1700	JD# AA35645	\$17.72

## Planter Parts to fit John Deere 7200-7300, 1700, & DB Series

### Bearings

Part#	Description	Replaces	Price
 RLP1612	Sprocket with Bearing, 19 tooth , 7/8" hex bore, 2-1/8" width. Used on John Deere 7200-7300 and 1700 series planter row unit and planter drive line.	JD# AA36212.	\$18.25
 RLP1216	Waterpump style bearing with cross hole to fit gauge wheel assemblies. Shaft Size: 0.627 IN, Outside Diameter: 1.181 IN, Width Race: 1.531 IN, Shaft Length: 2.722 IN Used in gauge wheel assemblies when using a sleeve over the outer diameter of the bearing.	JD# AA21015, AA35741	\$6.75
 RLP1217	Stem bearing with cross hole, 40mm O.D.	JD AA35951	\$9.25
 RLP1192	2- 13/16" X 1-3/16" Bearing to fit gauge wheels; fits 7200 1992 and later, and Max Emerge Plus. Has a groove for a set screw.	JD# AA131668	\$6.75

### Closing Wheels

 RLP110061	15" Finger till closing wheel, 5/8" bearing		\$99.00
 RLP46176	Bushing, " Covering Disc Assembly RLP58321.	JD# A46176	\$1.42
 RLP52556	Bushing, For RLP1614, & RLP1652 Closing Wheel Arms	JD# A52556	\$3.50
 RLP1054	Shift Collar Bushing ,Used With RLP1614 Closing Wheel Arm, Bushing is .48 ID x 1.25 (Flange base) OD x .985 Tall wall is .59" thick. Fits Models 7200, 7300 PTL, 1760, 1780, MaxEmerge 2	JD# A53242	\$3.25
 RLP1620	Bushing, Left hand, for JD# 7200 closing wheel arm. Use with 12X40 hex bolt and 12mm crimp lock nut.	JD# A48290	\$2.25
 RLP126000	Trash Guard Kit, fits John Deere, Kinze and White Planters		\$11.00
 RLP1432	Seed press wheel assembly; 1" X 10". Fits all 750, 1560, 1565, 1590, 1690, 1850, 1860, 1890, 1895, with 1" X 10" assemblies.	JD# AA38447A N280966 AN281359	\$24.00
 RLP90344	Depth control handle kit, to fit John Deere planters MaxEmerge®2, Plus, Pro, XP, XP Pro; 1530, 1535 drills.	JD# A90344, A54758, A46790	\$20.96
 RLP71477	Depth adjustment cover. Fits John Deere MaxEmerge®2, Max-Emerge®Plus, Pro-Series™ planters; 1530, 1535 drills.	JD# A71477	\$16.00

## Planter Parts to fit John Deere 7200-7300, 1700, & DB Series

### Closing Wheels

Part#	Description	Replaces	Price
 RLP1622	Bushing, Right hand (cam) fits JD 7200 closing wheel arm. Use with 12X40 hex bolt and 12mm crimp lock nut.	JD# A48430	\$3.85
 RLP1636	Closing wheel arm bushing fits Max-Emerge Plus, Pro, XP; 1530, 1935.	JD# A55888	\$5.05
 RLP1646	Closing wheel arm handle	JD# A64237 & A86762	\$9.40
 RLP1638	Closing wheel arm stop. Fits John Deere Planters MaxEmerge Plus, Pro, XP; and John Deere Grain Drills 1530, 1535.	JD# A55889, A93256 & A87426	\$30.53
 RLP1630	Closing Wheel Arm Stop, Fits John Deere Models 7300, 7200, 1760, 1780, Maxemerge Plus equipped with single wheel attachment	JD# A53118	\$25.20
 RLP1610	Cast iron closing wheel arm stop, painted green. Fits 7000, 7200 Max-Emerge™; Kinze® (except 3000 series) Planters.	JD# A28135, A33879	\$21.95
 RLP1614	Closing wheel arm with spindles for wheels, Fits JD 7200, 7300 PTL, 1760, 1780, MaxEmerge 2.	JD# AA37552 AA37839	\$49.95
 RLP120740	Closing Wheel Bracket, John Deere 7200, 7300, 1700 Converted To Bolt-On Wheels. Includes Hardware kit to bolt wheels on bracket.		\$59.95
 RLP90KIT	Closing wheel arm with T-handle. Fits row units MaxEmerge®2, Plus, Pro, XP, XP Pro, 1530, 1535 drills. Includes cast closing wheel arm with T-handle, closing wheel arm stop, tension spring, pivot bushings (wheels not included). Great for updating JD 7200 series planters to the newer design.		\$119.00
 RLP1652	Closing wheel arm (cast) fits Max-Emerge Plus Pro and XP(1700 series).	A69141, A61351, A86763, A93258	\$48.50
 RLP1442	Closing wheel assembly, 1" x 12", nylon, with H750 bearing RLP1452, and plastic halves. Used on JD Max-Emerge Plus	JD# AA39968	\$34.40
 RLP1440	1" x 12" nylon closing wheel assembly for JD 7200, 7300 series. Has 5/8" hole in center. Fits MaxEmerge 2.	JD# AA34221; AA43898	\$33.79


















## Planter Parts to fit John Deere 7200-7300, 1700, & DB Series

### Closing Wheels

Part #	Description	Replaces	Price
 BSCW1544L	15" Single Spading Closing Wheel, Complete LH, fits JD 1700 series		\$140.00
 BSCW1544R	15" Single Spading Closing Wheel, Complete RH, fits JD 1700 series		\$140.00
 RLP1654	Closing Wheel Spring, Fits Max-emerge- Plus, Pro, XP Pro, 1530, 1535, 7200, 7300, 1760, 1780	A57290, A47132, A74643	\$8.95
 RLP1632	Pin for RLP1652 closing wheel arm and handle. Fits 1700 MaxEmerge Plus unit	JD# A55143	\$2.59
 RLP17520	Rubber seal for Covering Disc Assembly #RLP58321. Fits JD planter disc cover closing wheel attachment; conventional and air grain drills single disc openers built 1961 & after.	JD# M17520	\$0.95
 RLP1616	Spring, Standard Down Pressure, 2-4 Used/Row on Closing Wheel Kits , Fits MaxEmerge Plus, Pro, XP Pro, 1530, 1535 Drills	JD# A43609	\$8.25
 RLPCAST-72	Cast wheel with bearings. Fits Max-Emerge2, Monosem; John Deere 750 drill prior to s/n 3834 (mounts on 750 with 5/8" x 8" bolt and nut)	JD # A47351	\$59.00
 RLP6597	Cast iron closing wheel. Fits John Deere MaxEmerge®Plus, Pro, XP and XP Pro; Kinze® 1993 and after.	JD# AA73763, KZ# GA6597, White# 854077	\$65.00
Coulter Blades			
 RLW164131JDME	16", 13 wave coulter, 2-1/8" center, 5-17/32" holes on 4-3/4" bolt circle, 5/8" wave.	JD# A72678	\$31.56

## Planter Parts to fit John Deere 7200-7300, 1700, & DB Series


### Drive Chain

Part #	Description	Replaces	Price
 RLP1108	Main wheel drive chain fits 7200, 1750 4-row narrow and wide, 6-row narrow w/7"x7" frame. 7200 8-row narrow & wide, 12-row narrow. 114 links of #50 chain		\$24.30
 RLP1116	Main wheel drive chain fits JD 7200, 1770 12-row wide, 16 & 24-row narrow. 140 links of #50 chain.		\$20.16
 RLP1140	Seed transmission chain fits 7200, all 1750 4-row & 6-row narrow w/5"x7" frame. 75 links of #40 chain.		\$12.50
 RLP1142	Seed transmission chain fits 7200 and 1750 w/7"x7" frame; all 7300, 1700, 1710, 1720, 1760 and 1770. 86 links of #40 chain.		\$12.30
 RLP1090	Seed meter chain for finger pickup and Herb/Insecticide chain for MaxEmerge 2 prior to 1992 w/finger pickup seed meter. #41 chain, 102 links. Fits JD7200 & Max Emerge Plus.	JD# AA42795	\$9.00
 RLP1092	Seed meter chain for finger pickup after 1992; MaxEmerge Plus, XP. #41 x 103 links.	JD# AA42795	\$9.71
 RLP1094	Seed transmission chain fits some JD 7240 and 1780. 104 links of #40 chain.		\$13.26
 RLP1096	Herb/Insecticide chain for MaxEmerge 2, Plus, and XP prior to 1992 with vacuum seed meter. 104 links of #41 chain		\$10.50
 RLP1098	Seed transmission chain fits 7200 and 1750 w/7"x7" frame; all 7300, 1700, 1710, 1720; 1770 12-row wide, 16 and 24-row narrow. 105 links of #40 chain.		\$13.86
 RLP1102	Vacuum meter w/ standard parallel arms. #41 x 112 links. Fits JD 7200 & Max Emerge Plus.		\$13.80
 RLP1104	Herbicide/Insecticide drive with vacuum seed meter for John Deere ME2 1992 & after, Plus, XP. 113 links of #41 chain.		\$10.90
 RLP1110	Main wheel drive chain fits 7300, 7340, 1700, 1710, 1720. 116 links of #50 chain.		\$18.50
 RLP1112	Seed transmission chain fits some 7240 and 1780. 128 links of #40 chain.		\$14.25
 RLP1100	110 links of #41 chain. Hebicide/Insecticide drive chain for JD 7000, Kinze & JD Max Emerge 2 with Finger Pickup Seed Meter.	JD# AA43719	\$10.60
 RLP 1144	Main wheel drive chain fits all 1790 planters. 93 links of #50 chain.		\$16.50
 RLP 1114	Pre-Cut Planter Chain, 140 links including 1 Connecting Link of #41-1R Chain, Pitch Size 1/2" , For Roller Unit Drive	JD# AH43720	\$12.50
 RLP 1130	Main wheel drive chain fits 7200, 1750 4-row narrow and wide, 6-row narrow w/5"x7" frame. 54 links of #2050 chain.		\$16.50



## Planter Parts to fit John Deere 7200-7300, 1700, & DB Series

### Drive Chain

	Part #	Description	Replaces	Price
	RLP1118	Seed transmission chain fits JD 1760, 1770 12-row narrow. 152 links of #40 chain.		\$16.35
	RLP1128	Seed transmission chain fits 7200, 1750 4-row(all) and 6-row narrow with 5"x7" frame. 53 links of #40 chain.		\$12.50
	RLP1350	Plastic idler for seed meter drive, 1-9/16" diameter.	JD # A22838	\$1.40
	RLP1368	Spacer bushing, use with RLP1350 idler. 1-3/16" long.	JD# N120831	\$3.00
	RLP1594	Idler arm to fit seed drive chain tightener on vacuum & finger pickup units. Fits 7000-7200 prior to 1992 & 1700 series.	JD# A25369; A50564	\$5.30
	RLP166	Round Bushing, Herbicide/Insecticide Meter	JD# A25845	\$1.84
	RLP1260	Idler Arm, poly.	JD# A52062	\$1.90
	RLP1524	Seed belt drive wheel for John Deere finger pickup mechanism.	JD #A22795	\$7.50
	RLP43610	Rubber spacer, For planter seed and fertilizer transmission. Fits John Deere MaxEmerge2 and MaxEmerge Plus	JD# A43610	\$4.85
	RLP1582	Sprocket With Bearing, 19 Tooth, 7/8" Hex Bore, 1-1/2" Wide. Fits John Deere Planters 7200, 7300, 1760, 1780, Max-emerge 2, Maxemerge XP, 1700	JD# AA133868	\$18.25
	RLP1252	Idler update kit used on all Max Emerge series planters.	AA43277	\$14.00
	RLP1262	Plastic Chain Sprocket, 10 Tooth, For Seed Drive on Vacuum and Finger Pickup Units, Also Used on Insecticide & Herbicide Drive, For John Deere Planters, Fits Maxemerge 2, Plus, and XP	JD# A55008	\$1.20
	RLP1606	Idler arm spring. Used on Max-Emerge, MaxEmerge2 and MaxEmerge Plus both vacuum and finger pickup.	A28518; A63534; A82137	\$1.99
	RLP1258	Tension spring for Herbicide/Insecticide drive. Fits JD Planters MaxEmerge2 and MaxEmerge Plus.	JD# A49644	\$2.20

**(585) 270-8047**














## Planter Parts to fit John Deere 7200-7300, 1700, & DB Series

### Fertilizer Openers

Part#	Description	Replaces	Price
 RLPD132	Rubber tube for John Deere single and double disc dry fertilizer openers.	JD # B35601	\$9.33
 RLP55983	Right gauge wheel arm for single disc fertilizer opener on John Deere 1770NT, 1790 to s/n 720100 with 6" x 10" or 7" x 7" fertilizer bar.	JD# AA55983	\$63.31
 RLP55984	Left gauge wheel arm for John Deere single disc fertilizer opener, 1770NT and 1790 s/n 720100 & up with 6" x 10" or 7" x 7" fertilizer bar; 1775NT, 1795.	JD# AA55984	\$63.31
 RLP65564	Right gauge wheel arm for John Deere single disc fertilizer opener, 1770NT and 1790 s/n 720101 & up with 6" x 10" or 7" x 7" fertilizer bar; 1775NT, 1795.	JD # AA55983	\$60.94
 RLP65566	Left gauge wheel arm for John Deere single disc fertilizer opener, 1770NT and 1790 s/n 720101 & up with 6" x 10" or 7" x 7" fertilizer bar; 1775NT, 1795.	JD # AA55984	\$60.94
 RLP1470	Stainless steel dry fertilizer spout, fits John Deere planters with double disc opener fertilizer attachment.	JD# AA23112	\$19.90
 RLP1734	Fertilizer unit cast hub.	B32457	\$15.30
 RLP82768	Spindle for John Deere single disc fertilizer opener. Fits 1770NT, 1790 s/n 720101 and up; 1775NT, 1795.	JD# A82768	\$26.90
 RLH137235	Spindle nut for John Deere single disc fertilizer opener spindle. 2 used per spindle.	JD# H137235	\$4.97
 RLP1680	13-1/2" Ingersoll Fertilizer Blades for Deere (With 5/8" 204 Bearing, Billet Hub) (3mm)	JD # AA57466	\$44.50
 RLP1476	16" x .197" thick single disc fertilizer coultter blade Center hole 2.5", Made in USA.	JD# A72358 & A48720	\$28.96
 RLP1478	16" x .197" thick fertilizer coultter blade, Used on Models 1770, 1770NT, 1790 with single disc fertilizer opener assemblies. Center hole 3-3/16"	JD# A72404	\$32.00
 F-42009	M8x25 Grade 8.8 Bolt, used on RLP1476 & RLP1478		\$0.27
 RL171 97D-N	17" Notched blade, fits JD single disc opener. 3-1/2" Bolt circle, 2-1/2" pilot hole	JD# A48720 A72358	\$48.57
 RL1719 7D17-N	17" Notched blade to John Deere single disc opener, 4-3/32" Bolt circle, 3-3/16" pilot hole		\$48.57

## Planter Parts to fit John Deere 7200-7300, 1700, & DB Series

### Fertilizer Openers

 Part#	Description	Replaces	Price
RLP 23987	Spring assembly with plugs for John Deere double disc fertilizer attachment that mounts to fertilizer bar.	JD# AA23987	\$64.94
 RLP1732	Replacement dust cap only for double disc fertilizer openers. Made of metal.		\$1.50
 RLP52156	Liquid Shoe, RH, to fit John Deere planter single disc fertilizer opener mounted to fertilizer bars 3" x 3", 3" x 7", 5" x 7"; 6" x 10", 7" x 7" to s/n 720100	JD# AA52156	\$42.95
 RLP52157	Liquid Shoe, LH to fit John Deere planter single disc fertilizer opener mounted to fertilizer bars 3" x 3", 3" x 7", 5" x 7"; 6" x 10", 7" x 7" to s/n 720100.	JD# AA52157	\$42.95
 RLP139125	Standard dry fertilizer cast shoe, LH Fits John Deere single disc fertilizer openers on all planters*. *RLP52149 angled shoe used on Front Fold planters only (quantity used): 12-row (1), 16-row (2).	JD# H139125	\$72.44
 RLP139126	Standard dry fertilizer cast shoe, RH. Fits John Deere single disc fertilizer openers on all planters*. *RLP52150 angled shoe used on Front Fold planters only (quantity used): 12-row (1), 16-row (2).	JD# H139126	\$72.44
 RLP52149	Fertilizer Shoe Special LH Used on Row 7 Only, For converting Liquid to Dry on JD Planter Models 7200-1770.	JD# A52149	\$48.95
 RLP52150	Fertilizer Shoe Special RH Used on Row 6 Only, For converting Liquid to Dry on JD Planter Models 7200 - 1770	JD #A52150	\$48.95
 RLP82832	Liquid single disc fertilizer cast shoe, RH. Used on John Deere single disc openers mounted to 6" x 10" or 7" x 7" fertilizer bars s/n 720101 and up.	JD#'s A82832, A118466	\$48.50
 RLP82833	Liquid single disc fertilizer cast shoe, LH, Used on John Deere single disc openers mounted to 6" x 10" or 7" x 7" fertilizer bars s/n 720101 and up.	JD#'s A82833, A118467	\$48.50
 RLP1436	Outside fertilizer scraper for double disc openers. Two used per row.	JD# A24085	\$2.25
 RLP1618	Inside fertilizer scraper for double disc openers. One used per row.	JD #B35913	\$2.95
 RLP24096	Fertilizer Shank, fits John Deere planters with double disc attachment that mounts to fertilizer bar.	JD# AA24096	\$193.69

## Planter Parts to fit John Deere 7200-7300, 1700, & DB Series

### Gauge Wheels

Part#	Description	Replaces	Price
 RLP1454	Bearing sleeve, fits RLP1216 bearing, use in 4.5X16 wheel assemblies. 40.08 mm/1.58 in OD, 29.86 mm/1.17 in ID, 38.80 mm/1.528 in Overall length, fits JD Planters 1760, 1775NT, 1780, 1795, 7000, 7100, 7200, 7240, 7300, 7340, MaxEmerge, MaxEmerge 2, MaxEmergePlus	JD# A25915	\$2.01
 RLPA450	Stop wear on gauge wheel arms, pivots and bushings. Easy install with only one needed per row.	Yetter # 2570-790	\$15.00
 RLP1218	Bearing with a groove to fit gauge wheel assemblies, has a 40mm O.D. to eliminate the use of the bearing spacer.	JD# AA38106	\$7.65
 RLP1460	Rim half for gauge wheel assembly; yellow steel. Fits 750, 1560, 1850, 1760, 1780, 7000, 7100, 7200, 7240, 7300, 7340	JD# A22780	\$16.25
 RLP1462	Inner black rim for nylon/steel assemblies. Used on MaxEmerge Plus, Pro. (Not XP)	A56621	\$16.65
 RLP1464	Nylon outer rim to fit nylon/steel assemblies. Used on Max Emerge Plus, Pro, XP, XP Pro.	JD # A56565	\$17.50
 RLP1468	Steel black inner gauge wheel rim. Fits John Deere planters and grain drills with nylon/steel wheel half combination gauge wheels. Fits XP, XP Pro; 1530, 1535 with XP. Late 1590, 1690, 1835, 1890, 1895 and 1990.	JD# A77880	\$16.65
 RLP35392	Gauge Wheel Assembly, 4.5" X 16", two yellow Metal Rims, with Stem Bearing RLP1216, with hole in bearing sleeve. Fits John Deere Models 7000/7100 all MaxEmerge and MaxEmerge2 planters, and early 7300 series prior to 1992, fits Kinze row unit.	JD# AA32046, AA35392	\$76.48
 RLP66604	Gauge Wheel Assembly, 4.5" X 16", Metal Rims, with nylon cover and RLP1452 bearing. Fits John Deere MaxEmerge™XP, XP Pro; 1530 and 1535 with XP.	AA66604; AN281360	\$78.50
 RLP98187	Spoked Gauge Wheel Assembly, 4.5" X 16", with casting iron spoke and stamping metal rims. Installed with 5203KYY2 double row ball bearing, triple seals.	JD# AA86055, AA98187	\$142.03

## Planter Parts to fit John Deere 7200-7300, 1700, & DB Series








### Gauge Wheels

Part#	Description	Replaces	Price
 RLP1089	Gauge Wheel Assembly, 4.5" X 16", One Metal Rim, one nylon rim and RLP1192 stem bearing . Fits John Deere Models MaxEmergePlus, Pro series, 1530, 1535.	JD# AA41359	\$76.48
 RLP1412	Narrow 3" X 16" Gauge Wheel Assembly on nylon/steel rims, with stem bearing. Fits John DeereMax-Emerge2 1992 and later; Max-EmergePlus. Mounts with a set screw. Allows better trash flow than normal width gauge wheels.		\$110.00
 RLP1448	Gauge Wheel Tire, 4.5" x 16", With standard profile offset, 3/8" Deep Lip. Fits Kinze® planters.	JD# A22884, A84050	\$31.14
 RLP1450	Gauge Wheel Tire, 4.5" x 16", with Standard Profile Offset, 7/8" Deep Lip. Fits John Deere planters XP, XP Pro row units; 1530, 1535 with XP. John Deere drills late 1590, 1690, 1835, 1890, 1895, 1990.	JD# A84062, A77881	\$31.50
 RLP1444	4.5" x 16" gauge wheel tire with reduced inner profile offset. Fits John Deere MaxEmerge® , MaxEmerge® 2, MaxEmerge® Plus, Pro; 1530 and 1535 with MaxEmerge® Plus	A84450; A82740	\$64.19
 RLP1656	Pivot for gauge wheel walking depth control, kit includes bolt, rocker & pivot.		\$41.52
 RLP772	Pivot for gauge wheel walking Depth Control, used with Rocker RLP609 and Bolt RLP58670.	JD# A82772	\$12.34
 RLP609	Rocker for walking gauge wheel depth control, Used with pivot #RLP772 and Bolt #RLP58670. Fits JD 1530, 1535 drills	JD# A62609	\$10.11
 RLP58670	Bolt for walking gauge wheel depth control. Used with Pivot RLP772 and Rocker RLP609.	JD# A58670	\$2.57






## Planter Parts to fit John Deere 7200-7300, 1700, & DB Series

### Gauge Wheel Arm Kits

Part#	Description	Replaces	Price
 RLP41968	Gauge Wheel Arm Kit, consists of Arm, Threaded Bushing with 1" Hole, Bolt & washer. 3/8" X 16"UNC set screw & nut. Fits 7000, 7100, 7200, 7300, 1760, 1780 series, MaxEmerge™2 Units	JD# AA41968	\$21.90
 RLP1184	Gauge Wheel Arm Kit, replaces RLP41968 & RLP1176. Fits 7200 MaxEmerge2 Row Unit, 7300 MaxEmerge2 Row Unit, 1700 MaxEmerge Plus Row Unit, DB Series with MaxEmerge Plus Row Unit.	JD# AA82684 A79647	\$30.19
 RLP1182	Gauge wheel arm kit to fit XP series row units, includes arm and bushing.	JD# A79648	\$26.00
 RLP92817	Gauge Wheel Arm Kit With New Style Threaded Bushing Fits MaxEmerge XP, XP Pro; 1530, 1535 with XP row units, used on early models only when changing gauge wheel bearing to new style bolt-on wheel	JD# A92817, A79648	\$34.33
 RLP92818	Self Aligning threaded bushing, 5/8" hole, used on RLP92817.	JD# A92818	\$8.79
 RLP1176	Bushing: 16mm hole. Fits late JD 7200 & all Max Emerge Plus.	JD# A57058	\$8.75
 RLP1186	Replaces bushing, fits RLP1184. Has 1" I.D. hole for sliding over stub shaft. Used on RLP41968 Gauge Wheel	JD# A57057	\$8.95












### Marker Disc Blades

 RLP1172	Notched marker disc assembly. Fits John Deere 7000, 7200 planters, 9 notch, 13" diameter blade. Mounting bolt has 5/8" threads. Heavy duty blade and hub		\$69.00
 RLP1212	16" notched marker disc with 4 bolt pattern (2.598" bolt circle). Used on John Deere planters: 1700, 1705, 1710, 1715, 1720, 1725, 1730, 1735, 1750, 1755, 1760, 1760NT, 1765, 1765NT, 1770, 1770NT, 1775, 1775NT, 1780, 1785, 1795; DB series. Optional on 7200, 7240, 7300, 7340 built 1995 & after. Drills: 750 s/n 19185 & up; 1520, 1530, 1535, 1560, 1590.	JD# A53708; A72361	\$26.00
 RLP73917	18" Notched Marker blade, 4 mm thick. 5 bolt holes, on a 4.488" bolt circle. Center hole is 2.559". Used on John Deere planters 7200, 7240, 7300, 7340 1995 and after; 750 drills prior to s/n 19184.	JD# A73917; A47253	\$32.00







## Planter Parts to fit John Deere 7200-7300, 1700, & DB Series

### Parallel Linkage

Part#	Description	Replaces	Price
 RLP28 1600	Bushing, 1" wide. For airbag down pressure support arm on John Deere	JD# 28H1600	\$6.45
 RLP 55881	Bushing, 29/32" wide. For airbag down pressure support arm on John Deere	JD A55881	\$6.08
 RLP1628	Bushing to fit rear lower parallel arms on MaxEmerge 2. 2 used/row. 21/32" wide	JD# A49465	\$1.80
 RLP1624	Bushing to fit front and rear upper parallel arm & front lower parallel arms on MaxEmerge 2. 6 used per row. 9/16" wide.	JD# A48515, A112543	\$1.86
 RLP61571	Upper Parallel Arm, 23" Extended Length. Fits Models 7200,7300,1700,1760,1780, Maxemerge XP & Attachment. . 2 per row.	JD# A61571	\$29.95
 RLP76223	Upper Parallel Arm, 16" Standard Length. Fits 7200,7300,1700,1760,1780, Maxemerge XP & Attachment. . 2 per row.	JD# A76223	\$23.95
 RLP52092	Lower Parallel Arm, 16" Standard Length. Fits Models 7200,7300,1700,1760,1780, Maxemerge XP & Attachment.	JD# A52092	\$115.00
 RLP65304	Lower Parallel Arm, 23" Extended Length. Fits 7200,7300,1700,1760,1780, Maxemerge XP & Attachment.	JD# A65304, A84382	\$225.00
 RLP 28970	Heavy duty down force, with short arms for JD Maxemerge XP planting unit, 1 per row.	JD# BA28970	\$195.00
 RLP52444	Yoke for heavy down pressure spring assembly. Fits MaxEmerge@2, Plus, Pro, XP, XP Pro, MaxEmerge™5 row units. John Deere drills model 1530, 1535.	JD# A52444	\$69.00
 RLP66170	Down pressure handle, for heavy duty down pressure attachment. Used on MaxEmerge@2, MaxEmerge@Plus, Pro-Series™, MaxEmerge™XP, Pro-Series™XP, MaxEmerge™5 planters; 1530, 1535 drills.	JD# A66170	\$12.96

### Scrapers

 RLP98182	Scraper for seed disc opener, RH, Fits MaxEmerge@2, MaxEmerge@Plus, Pro, XP, XP, Pro, MaxEmerge 5. 1530, 1535 drills.	JD# A98182	\$6.25
 RLP98183	Scraper for seed disc opener, LH. Fits MaxEmerge@2, MaxEmerge@Plus, Pro, XP, XP, Pro, MaxEmerge 5. 1530, 1535 drills.	JD# A98183	\$6.25
 RLP1174	Rotary scraper arm spring	JD# A50047	\$2.80
 RLP98180 KIT	Scraper Kit, includes 1-RLP98183, 1-RLP98182, & 1-RLP1174. Fits John Deere Planter 1705 thru 1795, DB44 thru DB120.	A98182 A98183 A50047	\$16.90

**(585) 270-8047**










<b>Planter Parts to fit John Deere 7200-7300, 1700, &amp; DB Series</b>			
<b>Scrapers</b>			
Part#	Description	Replaces	Price
 RLP41116	RH Torsion spring for heavy duty scrapers, JD 1700 planters.	JD# A41116	\$3.75
 RLP41117	LH Torsion spring for heavy duty scrapers, JD 1700 planters.	JD# A41117	\$3.75
 RLP62182	Heavy duty scraper for JD planters. Fits JD 7200, 7300, 1760 & 1780	JD# A62182	\$7.15
 RLP1648	Rotary scraper arm, LH, fits JD Max-Emerge 2, MaxEmerge Plus, Pro, XP, XP Pro., early Kinze.	JD# A69139 & A55890	\$3.57
 RLP1650	Rotary scraper arm, RH Fits JD Max-Emerge 2, MaxEmerge Plus, Pro, XP, XP Pro., early Kinze.	JD# A69140 & A55891	\$3.57
 RLP1754	HD Scraper Blade Kit with Tungsten Carbide Blade. Includes RH & LH Blades Only. For 2-Piece Scraper Arm, Fits JD Planters 1760, 1780, 7200, 7240, 7300, 7340, MaxEmerge 2, MaxEmerge Plus, MaxEmerge Pro Series, MaxEmergeP, MaxEmergeP Pro		\$22.50
 RLP1718	Tungsten Carbide scraper kit. Includes 1 right hand & 1 left hand scraper. Mounts on the original arms. With tungsten carbide inserts for seed openers. Fits Models 1530, 1535. 1700. 1720. 1730. 1760. 1789. 1790. 7100. 7200. 7300. 7340	JD# AA62559	\$20.76
 RLP62808	Tungsten Carbide scraper kit, Includes (2) arms, spring, (2) tungsten scraper blades, hardware, Fits Models 1530,1535,1700,1720,1730,1760, 1789,1790,7100,7200,7300,7340.	AA62559, A69139,A 69140,,A5 0047	\$28.46
 RLP1394	Scraper, seed unit. Left hand.	JD# AA26444	\$3.97
 RLP1396	Scraper, seed unit. Right hand.	JD# AA26443	\$3.97
 RLP1364	Rotating seed disc scraper with nylon cover. (Does not include arm)	JD# AA37221	\$4.95
 RLP315	Metal Rotating Disc Opener Scraper , Fits 1530. 1535. 1700. 1720. 1730. 1760. 1789. 1790. 7100. 7200, 7300. 7340.	JD #AH1333 15	\$3.08
<b>Seed Discs</b>			
 RLP33R	Dust cap- rubber		\$0.95
 RLP30628	Shim washer, for seed openers on planters with 5/8" I.D. bearings.		\$0.36
 RLP26160	Shim washer for use with seed and fertilizer openers.	JD# J16160	\$0.50

**Planter Parts to fit John Deere 7200-7300, 1700, &  
DB Series  
Seed Discs**

Part#	Description	Replaces	Price
 RLP8324	HD Disc Opener Assembly, 15" x 3.5mm with Forge De Niaux blade, Peer Bearing and Dust Cap.	JD# AA53860	\$38.53
 RLP8324-C	HD Disc Opener Assembly, 15" x 3.5mm with Celcan Blade, Peer Bearing and Dust Cap.	JD# AA53860	\$32.00
 RLP1626	Shield, Used With Seed Opener, For John Deere Planter, fits Models 1700 Series, Pro, XP, XP Pro	JD# A48879	\$8.47
 RLP1760	Cap-JD XP Seeder blade assembly. Fits JD and Kinze HD Disc Openers. 1.25" Diameter	JD# A78218	\$0.89
 RLP1695	15" Seed Opener Assembly for Deere XP Series, 3.5mm (.138) Thick, Includes dust cap. Forge De Niaux blade	JD# AA65248	\$41.23
 RLP1695-C	15" Seed Opener Assembly for Deere XP Series, 3.5mm (.138) Thick, Includes dust cap. Celcan blade	JD# AA65248	\$37.80
 RLP1736	Replacement hub only for 204 bearings, RLP1196, on seed opener units. Requires a pop-in style dust cap.		\$5.00
 RLP1150	15" Acra Plant notched seed disc opener assy. 11 notch, fits JD 7000-7200, all Kinze 2000, 3000 series & White 6000, 8000 series		\$106.75
 RLP1152	15" Acra Plant notched seed disc opener assy. 15 notch, fits JD 7000-7200, all Kinze & White 6000, 8000 series		\$106.75
 RLP78121	Bushing, 13/16" wide. Fits John Deere planter row units. One used per row on lower rear on MaxEmerge <sup>®</sup> 2, Plus, Pro, XP, XP Pro, ME5, EE; 1530, 1535 drills.	JD# A78121	\$2.95
 42401	16 mm X 60 mm metric Hex Bolt, fits RLP78121 Bushing		\$3.42
 60206	16 mm Stover metric locknut, fits RLP78121 Bushing		\$.90
 RLP1058	Cap, to fit John Deere Seeder Bearing housing, 1 1/2" diameter.	JD# A52024	\$0.89
 RLP79254	Blade spindle, left. Fits John Deere MaxEmerge <sup>™</sup> XP, XP Pro row units.	JD# A79254	\$9.95
 RLP78210	Blade spindle, right. Fits John Deere MaxEmerge <sup>™</sup> XP, XP Pro row units.	JD# A78210	\$9.95

## Planter Parts to fit John Deere 7200-7300, 1700, & DB Series

### Seed Tubes

Part#	Description	Replaces	Price
 RLP1360	Seed tube protector with tube holder for XP row units.	JD# A80203, A97107	\$14.15
 RLP1634	Seed tube without sensor. Has standard hole for sensor. Used on JD 7200 and some 1700.		\$5.29
 RLP1640	Seed Tube, Regular Curve With Large Monitor Hole, Fits 1700 Series	JD# A74934 A56784	\$8.50
 RLP1074	Seed Tube, With Large Sensor Hole, 2 Tie Straps, Fits Model 1720XP, 7300, 1700 Series, 1530, 1535, XP, XP-Pro. Includes replacements for AA58282 seed tube and service kit.	JD# AA67780	\$9.95
 RLP5984	Seed Tube Guide, plastic, For JD planter, also seed clip for slicing insert	JD# A55984	\$2.60
 RLP1356	Lower seed tube guard casting.	JD# A41692	\$5.95
 RLP61577	Seed Guard With Bracket, for John Deere 1700 Series	JD# A61577	\$8.19
 RLP700150	BullsEye Seed Tube, 2-1/4 x 1-1/2" opening, fits Great Plains, John Deere 7000,7100, 7200, 7300 series		\$16.50
 RLP1178	Lower guard casting for straight seed tube, to fit 1700 series planters.	JD# A54868	\$5.90

### Keeton Seed Firmers

Make	Models	Installation Options	Notes	Firmer Options	Product ID	Price
Great Plains	Yield-Pro	Seed Tube Mount	Mounts to seed tube.	Standard dry	KTN101000	\$31.50
				Standard single liquid tube	KTN101001	\$32.50
John Deere	7000 7100 7200 7300	Seed Tube Mount	Mounts to seed tube	Standard dry	KTN101000	\$31.50
				Standard single liquid tube	KTN101001	\$32.50
	1530 Drill 1535 Drill	Universal Bracket	Bracket mounts to seed disk opener shafts and around row unit shank. Will fit all Max-Emerge row units except MaxEmerge 5. Will NOT fit ExactEmerge row units.	Standard dry	KTN125012	\$34.00
				Standard dual liquid tube	KTN115011	\$34.00
				Short low-profile tail, single liquid tube	KTN126008	\$34.00

## Keeton Seed Firmers

Make	Models	Installation Options	Notes	Firmer Options	Product ID	Price	
John Deere	7000 7100 7200 7300 1700 1530 Drill 1535 Drill	Quick At- tach	Mounts to seed disc opener shafts and lower seed tube pin. Will fit all MaxEmerge row units. Will NOT fit ExactEmerge row units.	QA, low profile, single tube	KTN109044	\$35.00	
				QA, stand- ard, single tube	KTN109045	\$35.00	
				QA, low stick, sin- gle tube	KTN109100	\$70.00	
	1700 Exact Emerge	Quick At- tach	Will move the closing system 5.4 inches rearward Will ONLY fit Ex-actEmerge row units.	QA, low profile, single tube	KTN151044	\$75.00	
				QA, stand- ard, single tube	KTN151045	\$75.00	
				QA, low stick, sin- gle tube	KTN151100	\$110.00	
	Kinze	2000 Series 3000 Series	Seed Tube Mount	Mounts to seed tube. Will NOT fit EdgeVac. Will NOT fit 2013- mechanical meter planters.	Standard dry	KTN101000	\$31.50
					Standard single liquid tube	KTN101001	\$32.50
			Kinze Brack- et	Mounts inside row unit between scrapers. Will NOT work with spring loaded disk scrapers.	Standard dry	KTN125014	\$34.00
Standard dual liquid tube					KTN115014	\$34.00	
Short low-profile tail, single liquid tail					KTN126011	\$34.00	
2000 Series			Quick At- tach	Mounts to seed disc opener shafts and lower seed tube pin.	QA, low profile, single tube	KTN109044	\$35.00
		QA, stand- ard, single tube			KTN109045	\$35.00	
3000 Series		Quick At- tach	Mounts to seed disc opener shafts and lower seed tube pin. Will NOT work with "Large" seed tubes.	QA, low profile, single tube	KTN120044	\$35.00	
				QA, stand- ard, single tube	KTN120045	\$35.00	
	QA, low stick, sin- gle tube			KTN120100	\$70.00		

Keeton Seed Firmers						
Make	Models	Installation Options	Notes	Firmer Options	Part#	Price
Kinze	3000 Series 4900 Series	Quick Attach	Mounts inside row unit between scrapers. Will work with "Large" seed tubes. Will NOT work with spring loaded disk scrapers.	QA, low profile, single tube	KTN130044	\$43.50
				QA, standard, single tube	KTN130045	\$43.50
				QA, low stick, single tube	KTN130100	\$78.50
Monosem	All	Seed Tube Mount	Mounts to seed tube.	Standard dry	KTN101000	\$31.50
				Standard single liquid tube	KTN101001	\$32.50
White	5000 Series 6000 Series 8000 Series	Seed Tube Mount	Mounts to seed tube.	Standard dry	KTN101000	\$31.50
				Standard single liquid tube	KTN101001	\$32.50
	9000 Series	Universal Bracket	Bracket mounts to seed disk opener shafts. Bracket modification is required. Will NOT fit 5000 series.	Standard dry	KTN125012	\$34.00
				Standard dual liquid tube	KTN115011	\$34.00
				Short low-profile tail, single liquid tube	KTN126008	\$34.00
	9000 Series	Quick Attach	Mounts to seed disc opener shafts and lower seed tube pin.	QA, low profile, single tube	KTN111044	\$35.00
				QA, standard, single tube	KTN111045	\$35.00
QA, low stick, single tube				KTN111100	\$55.00	

**Keeton Seed Firmers firm the seed to the bottom of the furrow and improve seed-to-soil contact.**

*Proven average of 6-bushel increase in corn yield, due to better stands because:*

- Pushes the seed to the bottom of the seed trench
- Hits depth set on your planter
- Ensures better and uniform seed-to-soil contact, uniform seed germination and uniform emergence



## Keeton Planter Replacement Parts







Part#	Description	Price
KTN125011	Replacement Firmer, dry tail only, fits in Universal or Kinze bracket	\$29.00
KTN115013	Replacement Firmer, dual tube tail only, fits in Universal or Kinze bracket	\$29.00
KTN126010	Replacement Firmer, short low-profile tail only, fits in Universal or Kinze bracket	\$29.00
KTN111505	Bracket, Kinze, with hardware	\$10.50
KTN131500	Bracket, Universal, with hardware	\$10.50
KTN150057	Pkg of 4, Bracket Kit for John Deere planters with Totally Tubular installed. Won't fit MaxEmerge 5.	\$28.00
KTN900000	Tubing, blue, 1/4" diameter, per foot	\$0.25
KTN900024	Tubing, red, 1/4" diameter, per foot	\$0.25
KTN900017	Tubing, clear, 3/8" diameter x 2" long splice	\$0.10
KTN900004	Splitter insert	\$0.55
KTN900001	Hose clamp, for seed tube mount firmers	\$0.80
KTN900002	Zip tie, black; 14" long, used for seed tube mount Keeton to Bullseye seed tubes	\$0.40
KTN900003	Zip tie, white; 5" long, used with bracket style Keetons.	\$0.20
HDW210245	Screw, 1/4-10 x 1-1/4, hex head slotted; for seed tube mount Keetons	\$0.35
HDW210253	Screw, 1/4-20 x 1-3/4, hex head slotted; for bracket mount Keetons	\$0.35
HDW210246	Screw, 1/4-10 x 1-3/4, hex head slotted; for seed tube mount Keetons with Mojo Wire	\$1.63

## Quick Attach Replacement Parts





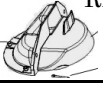






Product ID	Description	Price
KTN4001315	Mojo wire, for quick attach mount, dry and liquid tails	\$18.00
KTN140049	Package of 4, splitter and insert, Quick Attach	\$15.00
KTN140044	Replacement Firmer, low profile tail only, fits in Quick Attach bracket	\$20.00
KTN140045	Replacement Firmer, standard tail, fits in Quick Attach bracket	\$20.00
KTN140100	Replacement Firmer, low stick tail only, fits in Quick Attach bracket	\$55.00
KTN141150	Bracket, Quick Attach, John Deere Exact Emerge	\$55.00
KTN150109	Bracket, Quick Attach, John Deere ME2, ME +, Pro, XP, ME5	\$15.00
KTN150111	Bracket, Quick Attach, White 9000	\$15.00
KTN150120	Bracket, Quick Attach, Kinze 3000. Will NOT work with "Large" seed tube.	\$15.00
KTN150120	Bracket, Quick Attach, Kinze 3000, 4900. Will work with "Large" seed tube.	\$18.50

## Keeton Seed Firmer Drill Application Guide













Make	Models	Notes	Tail Options	Part#	Price
Case-IH	5100 5400	Mounts to scraper housing.	Standard liquid tail	KTN210006	\$29.50
Crustbuster	3700, 3800 3400 w/o parallel arms	Mounts on scraper bracket. Will not fit 3400 All-Plant or 3400 Min-Till openers	Standard liquid tail	KTN210002	\$30.50
	3400 Series 4000 Series	Mounts to scraper support rod. Fits All-Plant & Min-Till openers.	Standard liquid tail	KTN210004	\$30.50
Great Plains	Fluted Metering Wheel Drills: 00, 05, 06, 07, 10 Series; 20 Series (-2003)	Mounts to scraper bracket.	Standard liquid tail	KTN210008	\$29.50
	Precision Drills (singulating & volumetric metering wheel): 10, 20 Series	Mounts to scraper bracket.	Standard liquid tail	KTN210010	\$29.50
	15, 25 Series Planter Style Row Units and HD10 Series Row Units	Mounts to scraper bracket.	Standard liquid tail	KTN210027	\$29.50
	All 00HD Series Row Units	Mounts to scraper bracket.	Standard liquid tail	KTN210028	\$29.50
John Deere	1560, 1860 1590, 1890 1690, 1990	Mounts to back of t-handle slotted bracket.	Standard liquid tail	KTN210012	\$35.50
	450, 455 1520	Mounts to seed disk scraper.	Standard liquid tail	KTN210014	\$29.50
	750, 1850	Mounts to seed disk scraper.	Standard liquid tail	KTN210016	\$50.00
Krause	Most	Mounts to fertilizer opener. Will not fit 5200 and 5400.	Standard liquid tail	KTN210018	\$30.50
Marliss	Most	Mounts to seed disk opener. Will not fit 2038.	Standard liquid tail	KTN210020	\$30.50
Sunflower	9411, 9412, 9421	Mounts to back of disk opener casting	Modified dry tail	KTN210024	\$30.50
Tye	All	Mounts to seed disk scraper.	Standard liquid tail	KTN210023	\$30.50

<b>Keeton Planter Replacement Tails</b>					
<b>All are compatible with Wave Vision seed tubes.</b>					
<b>Standard Dry Tail</b>		<b>Standard Liquid Tail</b>		<b>Short Low-Profile Tail</b>	
					
<b>For Universal and Kinze Mounting brackets</b>					
Standard replacement tail with no liquid application tube. Recommended in non-sticky soil types and all planting environments.		Standard replacement tail with two liquid application tubes. Recommended in nonsticky soil types and all planting environments.		Low profile replacement tail with one liquid application tube. Recommended in sticky soil types and no-till or minimum-till planting environments. Not recommended in sandy soil types.	
Part#	Price	Part#	Price	Part#	Price
KTN125011	\$29.00	KTN115013	\$29.00	KTN126010	\$29.00
<b>Keeton Planter Replacement Tails</b>					
<b>All are compatible with Wave Vision seed tubes.</b>					
<b>Quick Attach Standard Tail</b>		<b>Quick Attach Low-Profile Tail</b>		<b>Quick Attach Low Stick Tail</b>	
					
<b>For Quick Attach Mounting</b>					
Standard replacement tail with one liquid application tube. Recommended in non-sticky soil types and all planting environments		Low profile replacement tail with one liquid application tube. Recommended in sticky soil types and no-till or minimum-till planting environments. Not recommended in sandy soil types		Low stick replacement tail with one liquid application tube. Recommended in sticky soil types and no-till or minimum-till planting	
Part#	Price	Part#	Price	Part#	Price
KTN140045	\$20.00	KTN140044	\$20.00	KTN140100	\$55.00
<b>Keeton Drill Replacement Parts</b>					
Part#	Description				Price
KTN210054	Replacement Firmer, drill, standard liquid				\$27.50
KTN210055	Replacement Firmer, drill, narrow liquid Recommended for Great Plains Yield Pro planters.				\$27.50
KTN210025	Replacement Firmer, Sunflower drill, modified dry tail				\$30.50
KTN900000	Tubing, blue, 1/4" diameter, per foot				\$0.25
KTN900017	Tubing, clear, 3/8" diameter x 2" long splice				\$0.10



## Planter Parts to fit Kinze

Price	Description	Replaces	Price
 RLP1530	Brush assembly	GA2020	\$3.60
 RLP42700	Rubber windshield, 5" wide opening.		\$18.69
 RLPPM 755265	Clean sweep bracket, fits Yetter 2967-029, JD7000, 7100, & Kinze		\$60.00
 RLPO JD#246	Rebounder orange, fits Kinze 2000 3000 before EdgeVac® Seed Tube		\$32.57
 RLPPM343098	COVER for PRECISION METER, Fits JD 7000, KINZE 2000		\$8.90
 RLP1172	Notched marker disc assembly. Fits John Deere 7000, 7200, and Kinze planters, 9 notch, 13" diameter blade. Mounting bolt has 5/8" threads. The notched blade allows for better penetration and cutting of residue. Heavy duty blade & hub		\$69.00
 RLP1018	16" 4 bolt Marker repair blade. Fits some Kinze and Yetter heavy duty marker assemblies.		\$39.00
 RLP10283	Notched Marker Blade, 16" diameter, 4-bolt pattern. For Kinze® planters with 4-bolt marker (replaces notched or smooth blades); White 8000, 9000.		\$44.22
 RLP15794	60 cell black soybean disc, 2200-4000 seeds per lb. Fits Kinze® brush meter.	GA5794	\$16.79
 RLP6050	Soybean brush meter mechanically delivers accurate seed singulation. Heavy cast aluminum housing with high quality stainless steel wear band and brushes.	700-01079C	\$156.19
 RLP901885	Acra Plant V-Shot, fits Kinze 3000 series		\$89.95











## Planter Parts to fit Kinze

Part#	Description	Replaces	Price
 RLP1154	V-Slice insert, fits Kinze® (except 3000, 4000 series) planters. V-slice inserts fit between the seed openers to provide a perfect seed trench. This helps stop seed bounce and provides for excellent seed to soil contact. Made of a super tough chrome alloy for long wear life.		\$31.50
 RLP1164	Spiral Roll pin for attaching V-Slice inserts to planters (front hole only). One used per row on JD and White planters. Replacement roll pin for RLP1154 insert.		\$1.00
 RLP1224	Bolt for RLP1154 insert.		\$0.75
 RLP1226	Nut for RLP1154 insert.		\$0.08
Bearings			
 RLP5548	Bearing, 7/8" hex bore with cotter pin hole, curved outer race, 1-5/8" inner race width. Used on Kinze® planter seed and fertilizer transmissions.	GA5548	\$27.07
 RLP30654	Sprocket With Bearing, 9/16" Hex Bore, 19 Tooth, 1-1/2" Wide, Fits Kinze Planters, Early Models	GA2057	\$19.80
 RLP1452	2-13/16" x 1-3/16" Bearing for gauge wheel assembly; 40mm hole.	JD# An212132	\$8.75
 RLP1216	Waterpump style bearing with cross hole, Shaft Size: 0.627 IN, Outside Diameter: 1.181 IN, Width Race: 1.531 IN, Shaft Length: 2.722 IN Used in closing wheels on early Kinze planters. Used in gauge wheel assemblies when using a sleeve over the outer diameter of the bearing.	GA2022	\$6.75
 RLP1404	Bearing for Kinze No-till coulters built 1991-2001, 2 used per row.	GA5622	\$8.96
 RLP10290	Bearing Kit, Includes (2) cups, (2) cone bearings, (1) seal, (1) dust cap. Fits Kinze Markers with 4-bolt marker; White 8000, 9000.		\$34.22
 RLP11677	Bearing adapter, fits Kinze 4-bolt row unit mounted coulters with double row sealed bearing		\$3.43
 RLP1196	Seed Opener Bearing, 204 series. 5/8" I.D., 1.780" O.D. Fits Kinze® seed and fertilizer openers, residue wheels, row mounted disc furrowers and early notched single disc fertilizer opener	GA2014	\$5.96

## BEARINGS to fit Kinze Planters

Part#	Description	Replaces	Price
 RLH205KRRB2	Ball bearing, 7/8" hex bore. Curved outer race for JD 7000, 7100 & Kinze transmissions with hex drive lines.	G2100-03	\$7.95
 RLH205KRRB2US	Timken Bearing, 7/8" hex bore. Curved outer race for JD 7000, 7100 & Kinze transmissions with hex drive lines.	G2100-03	\$28.53

## CLOSING WHEEL PARTS

 RLPMOHCOM	Mohawk Complete Wheel, fits JD 1700, 7200, 7300, Kinze 2000, 3000, White 6000, 8000. Has plastic wheel and 5/8" OEM bearing		\$92.28
 RLP126000	Trash Guard Kit, fits John Deere, Kinze and White Planters		\$11.00
 RLP110061	15" Finger till closing wheel, 5/8" bearing, fits Kinze planters that use a 5/8" or 16mm bolt to attach closing wheels.		\$99.00
 RLP1000	Rubber Tire, 1X12", Solid, for closing, packing, press, and firming wheels.	GD1085	\$7.55
 RLP1610	Cast iron closing wheel arm stop, painted green. Fits 7000, 7200 MaxEmerge™; Kinze® (except 3000 series) Planters.	GB0113	\$21.95
 RLP1538	Closing wheel arm for Kinze built 1993 and later. For use with bolt on wheels.	GA8322	\$38.95
 RLP 1608	Closing wheel arm to fit John Deere 7000 - 7100. Painted Green.	GA6056	\$35.25
 RLP3150	Offset closing wheel update kit. Includes closing wheel arm, spring, handle, bushings, and mounting bolts/nuts. Does not include closing wheels or closing wheel mounting hardware. Painted black. Fits MaxEmerge on John Deere 7000-7200 to update the closing wheels arm to bolt on closing wheels.		\$69.00
 RLP1768	Bushing, 1" OD to fit MaxEmerge closing arms s/n 064401 & up; Kinze prior to 1993.	GD1111	\$3.25
 RLP1770	Bolt for closing wheel spring. Fits John Deere MaxEmerge™; Kinze® prior to 1993 planters.		\$2.79







## CLOSING WHEEL PARTS to fit Kinze Planters

Part#	Description	Replaces	Price
 RLP1598	Hex step bushing for RLP1538 closing wheel arm, fits Kinze 1993 and later. 2 used per row.	GB0282	\$1.74
 RLP1592	Eccentric bushing for closing wheel arm, fits Kinze 1993 and later. 2 used per row.	GB0239	\$3.32
 RLP1442	Closing wheel assembly, nylon. Uses RLP1452 bearings and plastic halves. Used on Kinze planters, 1993 and later.	GA6434	\$34.40
 RLP1060	Eccentric Closing wheel bushing. Used on JD 7000 & 7100 series and Kinze, prior to 1993, planters to align closing wheels.	GB0219	\$6.00
 RLP1658	Closing wheel spring. Fits Kinze Planter 2700,3000 Series , 1993 and newer.	GD8460	\$5.56
 RLP1042	Planter Closing Wheel Assembly, 1" X 12", with RLP1216 bearing, Plastic Wheel halves, Fits Kinze Row Unit before 1993.	GA3086	\$32.95
 RLP1596	Adjustment handle to fit Kinze closing wheel arm built 1993 and newer.	GB0254	\$8.51
 RLP1766	Closing Wheel Spring with Plug, 1/2"-13UNC thread, Fits John Deere Max-Emerge Planter. Also Fits Kinze Planter prior to 1993	GA2054	\$11.70
 RLP1043	Closing wheel assembly, 1" X 12", with RLP1216 bearing, with metal wheel halves, fits Kinze planters before 1993 & JD 7000-7100 planters		\$37.00
 RLPLT110021	12" Cast Iron, Bolt-On Closing Wheel, 5/8" bearing ID, fits John Deere, Kinze, White, Case-IH, Monosem, Great Plains		\$59.00
 RLP6597	Cast iron closing wheel. Fits John Deere MaxEmerge®Plus, Pro, XP and XP Pro; Kinze® 1993 and after.	GA6597	\$65.00
 BSCW1544L	15" Single Spading Closing Wheel, Complete LH, fits 1700 John Deere and Kinze with Bolt on hubs		\$140.00
 BSCW1544R	15" Single Spading Closing Wheel, Complete RH, fits 1700 John Deere and Kinze with Bolt on hubs		\$140.00

**(585) 270-8047**

## Coulter Blades To fit Kinze Planters

Part#	Description	Replaces	Price
 RLP1570	14.9" diameter, 25 wave coulters to fit Yetter no-till coulters on Case-IH , GP, Ausherman, Kinze 4 bolt & others. This blade is .177" thick.	Yetter# 2571-166	\$36.50
 RLP1572	16"x .177" thick, Boron steel, 25 wave coulters to fit Kinze 4 bolt coulters assemblies. 4" center hole, 4 bolt holes on 5 1/4" bolt circle.	Yetter# 2571-172	\$34.90
 RLP8641	4 Bolt hub with double row sealed bearing, for Kinze no-till coulters.	GA8641	\$54.22
 RLW1641 31WFEE	16", 13 Wave coulters (4" center. four 17/32" holes on a 5-1/4" bolt circle, 5/8" wave)	Yetter # 2571-162	\$35.89

## Drive Components

 RLP1106	Seed hopper drive chain, 114 links of #41 chain. Fits Kinze® herbicide/insecticide chain 1983 & after with finger pickup seed meter. Kinze® seed meter chain on units with finger pickup and 4" set back.	G3303-114	\$10.90
 RLP1100	110 links of #41 chain. Herbicide/Insecticide drive chain	G3303-110	\$10.60
 RLP41100	For vacuum seed meter, push unit.	G3303-100	\$6.84
 RLP1146	Seed hopper drive chain, plateless, row drive unit. #41 chain X 98 link.		\$6.91
 RLP1584	Idler, seed meter, herbicide/insecticide drive.	GD11962	\$3.99
 RLP7154	Idler sprocket, 18 tooth, 1/2" bore, for 40 & 41 chain. For Kinze® 2000, 3000 series transmissions, contact wheels, interplant, fertilizer drives.		\$12.79
 RLP1262	Plastic Chain Sprocket, 10 Tooth, For Seed Drive on Vacuum and Finger Pickup Units, and Insecticide & Herbicide Drive.	GD7426	\$1.20
 RLP5105	Sprocket, 15 Tooth, fits Kinze® 2000, 3000, 4900 seed rate, liquid fertilizer, dry fertilizer transmissions.		\$16.79
 RLP5108	Sprocket 23 Tooth, fits Kinze® 2000, 3000, 4900 seed rate transmission; 2000 interplant push unit drive & transmission.		\$21.07
 RLP1594	Idler arm to fit seed drive chain tightener on vacuum and finger pickup units.	GA2056	\$5.30
 RLP166	Round Bushing, Herbicide/Insecticide Meter	GB0115	\$1.84
 RLP1252	Idler update kit used on all Max Emerge series planters.	AA43277	\$14.00

Drive Components to fit Kinze Planters				
	Part#	Description	Replaces	Price
	RLP11218	Tension Spring for Seed Meter Drive on Kinze planter push units	GD11218	\$2.85
	RLP21219	Tension Spring, Fits insecticide/ herbicide drive on Kinze® planters.	GD11219	\$2.85
	RLP1606	Idle arm spring. Used on MaxEmerge and Kinze seed meter drive	GD1065	\$1.99
	RLP1350	Plastic idler for seed meter drive, 1-9/16" diameter.	JD # A22838	\$1.40
	RLP1368	Spacer bushing, use with RLP1350 idler. 1-3/16" long.	GD1026	\$3.00
	RLP1348	Plastic idler for drive wheels. (large) 2-1/4" diameter.	JD # A22628	\$2.20
	RLP1370	Spacer bushing, use with RLP1348 idler. 1 3/4" long. Used on seed transmission drive, insecticide/herbicide drive, liquid or dry fertilizer drive.	JD # B30967	\$3.00
	RLP1354	Plastic idler for seed transmission, 1-7/8" diameter. Used on liquid or dry fertilizer drive, insecticide/herbicide drive.	GD1067	\$1.60
	RLP1372	Spacer bushing, use with RLP1354 idler. 1 1/2" overall length.	B30966	\$3.00
Finger Pick-up Meter Parts				
	RLP22977	Herbicide/insecticide feed wheel with round bore. Kinze® 1989 & prior	A2029	\$9.96
	RLP1526	Corn meter housing cover for finger pickup mechanism on early Kinze row units. Does not fit Kinze 3000,4000 series corn meter.	GD1046	\$14.50
	RLP11311	Housing cover fits Kinze® 3000 series finger pickup.	GD11311	\$12.95
	RLP1352	Drive release handle for plateless hopper drive. Fits MaxEmerge & Kinze (except 3000)	GD1035	\$4.15
	RLP1522	Seed Belt	GD1040 GD11286	\$13.90
	RLP1523	Cupped Seed Belt, used on Kinze finger pickup meters. The cup shaped design helps position the seed to drop in the center of the seed tube to help reduce skips and doubles in the field.		\$12.00
	RLP1524	Seed belt drive sprocket, to fit Kinze finger pickup mechanism.	GD1041	\$7.50
	RLP1569	Back Plate, for corn finger pickup meter with brush.	GR1569	\$56.00
	RLP1848	Finger wheel set. Used on John Deere finger pickup meters	GR1848	\$43.43

## FERTILIZER OPENERS To fit Kinze Planters

Part#	Description	Replaces	Price
 RLP17X7NKZE	17" Notched coulters for Kinze 3000 series fertilizer opener. 2" center hole & 6 bolt holes	GD12676	\$27.00
 RLP25890	Inside Fertilizer Scraper	GD2589	\$5.65
 RLP0320	Fertilizer Opener, HD 15", fits Kinze, Has flange and bearing on opposite side of bevel.	GA0320, GA8845	\$37.80
 RLP1369	Stainless Steel dry Fertilizer Tube, Fits Kinze® planters with double disc fertilizer openers.		\$28.00
 RLP1482	18" smooth edge, .236" thick single disc fertilizer coulters blade. Fits Kinze openers.	GD7900	\$42.50
GAUGE WHEEL COMPONENTS			
 RLP1180	Gauge wheel arm kit complete with threaded bushing, and hardware. Fits newer Kinze planters. Has threaded hole at the bottom to fasten gauge wheel to arm. black.	GA06614	\$26.00
 RLP0285	Depth adjustment collar for gauge wheel depth control. For Kinze® planter models 3000, 3100, 3110, 3120, 3140, 3200, 3400, 3500, 3600, 3650, 3700, 3800, 4900.	GB0285	\$9.50
 RLP0265	Pivot link for gauge wheel depth control. For Kinze® planters 3000, 3100, 3110, 3120, 3140, 3200, 3400, 3500, 3600, 3650, 3700, 3800, 4900.	GB0265	\$8.99
 RLP10991	Seal for gauge wheel arm, 2 used per arm.	GB10991	\$1.50

GAUGE WHEEL COMPONENTS to fit Kinze Planters			
Part#	Description	Replaces	Price
 RLP7975	Left gauge wheel arm with 2 bushings, 2 seals & grease fitting. Fits Kinze 3000 & 4000 series.	GA7975	\$36.00
 RLP7976	Right gauge wheel arm with 2 bushings, 2 seals & grease fitting. Fits Kinze 3000 & 4000 series planters.	GA7976	\$36.00
 RLPGWSJDK	Gauge wheel scraper kit for JD/Kinze planters		\$60.00
 RLP0276	Gauge wheel arm bushing, fits Kinze® planters 3000, 3100, 3110, 3120, 3140, 3200, 3400, 3500, 3600, 3650, 3700, 3800, 4900.	GB0276	\$2.50
 RLP1454	Bearing sleeve, fits RLP1216 bearing, use in 4.5X16 wheel assemblies. 40.08 mm/1.58 in OD, 29.86 mm/1.17 in ID, 38.80 mm/1.528 in Overall length	GB0118	\$2.02
 RLP1208	Double row bearing for Kinze 4 bolt no-till coulters built 2001 and later	GA8603	\$17.43
 RLP20940	Shim washer for gauge wheel arm. Fits Kinze® 3000, 4000 series planters.	G10940	\$1.13
 RLP11001	Gauge wheel arm pivot shaft. Fits Kinze 3000, 4000 series planters.	GD11001	\$14.76
 RLP1448	Gauge Wheel Tire, 4.5" x 16", With standard profile offset, 3/8" Deep Lip.	GD1086	\$31.14
 RLP11453	Gauge wheel cover, nylon, white. For 4.5" x 16" gauge wheel assembly. Fits Kinze® 3000 series planters.	GD11453	\$9.93

## Gauge Wheel Components to fit Kinze Planters







Part #	Description	Replaces	Price
 RLP35392	Gauge Wheel Assembly, 4.5" X 16", two yellow Metal Rims, with Stem Bearing RLP1216, with hole in bearing sleeve. Fits Kinze row unit	JD# AA32046, AA35392	\$76.48
 RLP1466	4 1/2" x 16" rim half, white . Used on Kinze, White, and Case-IH planters.	GD1048	\$19.22
 RLP142W	Uses 4.5X16 offset chine tire, off white steel wheels with off white nylon cover on one side and 40MM bearing.	GA7949	\$89.74
 RLP1414	Complete Gauge Wheel Assembly, 4.5" x 16" for JD Max Emerge and Kinze planters built prior to 1993. Nylon/ Steel rims with stem cross hole bearing.		\$110.00
 RLP1424	Complete Gauge Wheel Assembly, 4.5" x 16" fits JD Max Emerge and Kinze planters built prior to 1993. Double steel rims with stem cross hole bearing and nylon outside cover.		\$72.57
 RLP1410	Narrow gauge wheel assembly. 3" wide X 16" diameter with H750 bearing. Black nylon outer rim and black steel inner rim. Fits Kinze® 1993 and after, 3000 and 4000 series fertilizer.	GA8877	\$79.99
 RLP66604	Gauge Wheel Assembly, 4.5" X 16", Metal Rims, with nylon cover and RLP1452 bearing.	GA7949	\$78.50














## Parallel Linkage Components To fit Kinze Planters

Part#	Description	Replaces	Price
 RLP141001	Down Pressure Spring Kit		\$89.95
 RLP30654	Sprocket With Bearing, 9/16" Hex Bore, 19 Tooth, 1-1/2" Wide, Fits Kinze Planters, Early Models	GA2057	\$19.80
 RLP1402	Heavy duty down pressure spring with plug. 1/2" - 13 Unc Thread, Fits MaxEmerge™, Kinze before Fall 1989, used on Kinze contact drive wheels.	GA2068	\$12.34
 RLP1534	Heavy Duty down pressure spring with hooks for Kinze planters built 1989 and later. 1.5" OD. Made in USA	GD21337	\$15.50
 RLP1536	Down pressure spring with hooks. Fits Kinze planters built in 1989 and later.	GD8249	\$6.50
 RLP10071	Down Pressure Spring with Plug, 7/16"-14UNC Thread, 1-1/2" dia. Fits Kinze Planter before Fall 1989	GA2052	\$8.42
 RLP11422	Upper Parallel Arm, Fits Kinze 2000 & 3000 series (except push units), after Fall 1989.	GD11422	\$21.29
 RLP5651	Lower Parallel Arm, Fits Kinze 2000 & 3000 series	GA5651	\$85.64
 RLP1590	Bushing for parallel upper and lower arms on JD 7000, White 5100, 5700, 6000, 8000., and Kinze.	GB0218	\$1.60
 RLP88790	Parallel linkage bushing kit for John Deere 7000-7100 MaxEmerge™ (all) and Kinze® prior to 1993 planter row units. 1 kit used per row. Includes bolts, nuts, flat washers and RLP1590 bushings		\$24.00





## SCRAPERS To fit Kinze Planters

Part #	Description	Replaces	Price
 RLP1396	Scraper, seed unit. Right hand.	GA2012R	\$3.97
 RLP1394	Scraper, seed unit. Left hand.	GA2012L	\$3.97
 RLP1520	Inside scraper for Kinze 3000 series.	GB0301	\$8.78
 RLP1762	Socket head set screw used on Kinze 3000 with RLP1156 and RLP1520. 2 required per unit.		\$1.50
 F-73194	5/16-18 X 1" Black Oxide SHCS Alloy bolt, use with RLP1520	G10912	\$0.31
 RLP0504	Planter Scraper 4000 series	GB0504	\$14.50







## SEED DISCS

 RLP1237104	Dirt shield for John Deere Model 7000 -7100 and Kinze Planter disc openers.	GD1033	\$7.95
 RLP1760	Cap-JD XP Seeder blade assembly. 1.25" Diameter	JD# A78218	\$0.89
 RLP26160	Shim washer for use with double seed disc and fertilizer openers.	GD30725	\$0.50
 RLP33R	Dust cap- rubber		\$0.95
 RLP1736	Replacement hub only for 204 bearings, RLP1196, on seed opener units. Requires a pop-in style dust cap.		\$5.00
 RLP1150	15" Acra Plant notched seed disc opener assy. 11 notch		\$106.75
 RLP1152	15" Acra Plant notched seed disc opener assy. 15 notch		\$106.75
 RLP1058	CAP-JD SEEDER BEARING HOUSING..1 1/2" diameter.	JD# A52024	\$0.89
 RLP30628	Shim washer, for seed openers on planters with 5/8" I.D. bearings.		\$0.36
 RLP8324	HD Disc Opener Assembly, 15" x 3.5mm with Blade, Peer Bearing and Dust Cap, Forged De Niaux blade	GA8324, GA2013	\$38.53
 RLP8324-C	HD Disc Opener Assembly, 15" x 3.5mm with Blade, Peer Bearing and Dust Cap, Celcan blade	GA8324, GA2013	\$32.00







## SEED TUBES to fit Kinze Planters

Part #	Description	Replaces	Price
 RLP1356	Lower seed tube guard casting.	GB0241	\$5.95
 RLP61577	Seed Guard With Bracket, fits All Kinze Planters Except 3000 Series	GB0241	\$7.85
 RLP100153	Exapta Valion Seed Tube Gaurds, Kinze 2000 series w/ oversize rivets		\$38.50
 RLP700150	BullsEye Seed Tube, 2-1/4 x 1-1/2" opening, fits Kinze 2000 & 3000 series		\$16.50

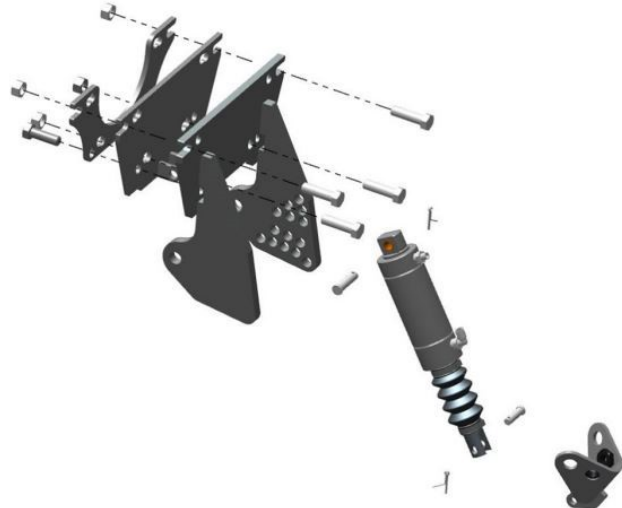
## Planter Parts to fit Monosem

 RLP1452	2-13/16" x 1-3/16" Bearing for gauge wheel assembly; 40mm hole.	JD# AN212132	\$8.75
 RLP1216	Waterpump style bearing with cross hole to fit gauge wheel assemblies. Shaft Size: 0.627 IN, Outside Diameter: 1.181 IN, Width Race: 1.531 IN, Shaft Length: 2.722 IN Used in closing wheels and in gauge wheel assemblies when using a sleeve over the outer diameter of the bearing.	7081	\$6.75
 RLP1454	Bearing sleeve, fits RLP1216 bearing, use in 4.5X16 wheel assemblies. 40.08 mm/1.58 in OD, 29.86 mm/1.17 in ID, 38.80 mm/1.528 in Overall length	7081.1.	\$2.01
 RLP1442	Closing wheel assembly, nylon. Uses RLP1452 bearings and plastic wheel halves. Used on JD, MaxEmerge Plus, White 6000 series, Kinze 1993 and later.	#7074.N	\$34.40
 RLPLT110021	12" Cast Iron, Bolt-On Closing Wheel, 5/8" bearing ID, fits John Deere, Kinze, White, Case-IH, Monosem, Great Plains		\$59.00
 RLPCAST-72	Cast wheel with bearings. Fits Max-Emerge2, Monosem; John Deere 750 drill prior to s/n 3834 (mounts on 750 with 5/8" x 8" bolt and nut)	JD # A47351	\$59.00

## Planter Parts to fit Monosem

Part#	Description	Replaces	Price
 RLP110061	15" Finger till closing wheel, 5/8" bearing, fits John Deere, Kinze, Case -IH, Monosem, Great Plains, and White planters that use a 5/8" or 16mm bolt to attach closing wheels.		\$99.00
 RLP66604	Gauge Wheel Assembly, 4.5" X 16", Metal Rims, with nylon cover and RLP1452 bearing.	7073N	\$78.50
 RLP1642	8" Notched covering disc assembly, with dust cap RLP22836, works with RLP1644, fits John Deere, Monosem, & Case IH planters, replaces smooth opener.		\$25.10
 RLP1644	8" Notched covering disc assembly, with dust cap RLP22836, works with RLP1642, fits John Deere, Monosem, & Case IH planters, replaces smooth opener.		\$25.10
 RLPOJD#246	Rebounder orange fits JD, Kinze, White, Monosem, Great Plains & Yetter planters.		\$32.57
 RLP1692	Seed Disc Assembly; 15" x 3.5mm; 205 bearing for 20mm bolt; Furnished with dust cap	900263, 7068.CO 301197	\$34.50



## Planter Parts to fit White

 PPM755265	Clean sweep bracket	2967-029	\$60.00
--	---------------------	----------	---------

## Planter Parts to fit White

Part #	Description	Replaces	Price
 RLPOJD#246	Rebounder orange, fits JD, Kinze, White 5000, 6000, and 8000 series, Monosem, Great Plains & Yetter planters.		\$32.57
 RLP1232	5/8-11 X 1-1/4 HHCS Grade 5 Zinc Plated USA Made, mounting bolt, right hand threads	70923151	\$0.81
 RLP1218	Bearing with a groove to fit gauge wheel assemblies, has a 40mm O.D. to eliminate the use of the bearing spacer.	852718	\$7.65
 RLP1217	Stem bearing with cross hole, 40mm O.D.	854147	\$9.25
 RLP10290	Bearing Kit, Includes (2) cups, (2) cone bearings, (1) seal, (1) dust cap. Fits White 8000, 9000		\$34.22
 RLP1454	Bearing sleeve, fits RLP1216 bearing, use in 4.5X16 wheel assemblies. 40.08 mm/1.58 in OD, 29.86 mm/1.17 in ID, 38.80 mm/1.528 in Overall length	W247810	\$2.01
 RLP1196	Seed Opener Bearing, 204 series. 5/8" I.D., 1.780" O.D. Fits White 6000, 8000 series seed and fertilizer opener; 9000 series fertilizer opener.	852270; 7007322970	\$5.96
 RLP1590	Bushing for parallel upper and lower arms on JD 7000, White 5100, 5700, 6000, 8000., and Kinze.	WRC6834, N584141	\$1.69
 RLP1452	2-13/16" x 1-3/16" Bearing for gauge wheel assembly; 40mm hole.	AN212132	\$8.75
 RLP41120	Seed Hopper Meter Drive Chain. Fits White Model 5100 & 5700, CIH 1200 series meter chain.		\$7.74
 RLP1136	Main wheel drive chain to fit White 5100, 5700, 6100, 6180, 6200, 6300, 6600, 6700, and 6900 planters.		\$25.60
 RLP1100	110 links of #41 chain. Herbicide/ Insecticide drive chain, Fits White 6000 series.		\$10.60

## Planter Parts to fit White

Part#	Description	Replaces	Price
 RLP1442	Closing wheel assembly, 1" x 12" nylon. with H750 bearing, RLP1452 Used on JD, MaxEmerge Plus, White 6000 series, Kinze 1993 and later.	854262	\$34.40
 RLP6597	Cast iron closing wheel. Fits John Deere MaxEmerge®Plus, Pro, XP and XP Pro; Kinze® 1993 and after.	854077	\$65.00
 RLP110061	15" Finger till closing wheel, 5/8" bearing, fits John Deere, Kinze, Case-IH, Monosem, Great Plains, and White planters that use a 5/8" or 16mm bolt to attach closing wheels.		\$99.00
 RLW164131WFEE	16" 13 wave couler, 3/4" cut, to fit White, Yetter, Kinze 4 bolt, and Great Plains. Blade is .177 thick (7 gage). Has 4" center hole and 4 bolt holes on 5 1/4" bolt circle.	854086	\$35.89
 RLP66604	Gauge Wheel Assembly, 4.5" X 16", Metal Rims, with nylon cover and RLP1452 bearing.	700727657 700725744	\$78.50
 RLP1448	Gauge Wheel Tire, 4.5" x 16", With standard profile offset, 3/8" Deep Lip. Fits White planter models 5100, 5700, 6000, 8000. (replaces older smooth crown tire)	852060	\$31.14
 RLP1410	Narrow gauge wheel assembly. 3" wide X 16" diameter with H750 bearing. Black nylon outer rim and black steel inner rim. Fits White 8000 series planters	GA8877	\$79.99
 RLP1154	V-slice inserts fit between the seed openers to provide a perfect seed trench. This helps stop seed bounce and provides for excellent seed to soil contact. Made of a super tough chrome alloy for long wear life.		\$31.50
 RLP1164	Replacement Roll pin for attaching V-Slice inserts to planters (front hole only). One used per row on White planters, for RLP1154 insert		\$1.00
 RLP1224	Bolt for RLP1154 insert		\$0.75
 RLP1226	Nut for RLP1154 insert		\$0.08
 RLP70155	BullsEye™ seed tube for standard or high-rate sensors. For White 6000, 8000, 9000 series planters.	700729710	\$20.63



## Planter Parts to fit White






Part#	Description	Replaces	Price
 RLP1412	Narrow 3" X 16" Gauge Wheel Assembly on nylon/steel rims, with stem bearing. Fits White 6000 series. Mounts with a set screw. Allows better trash flow than normal width gauge wheels.		\$110.00
 RLP1000	Rubber Tire, 1X12", Solid, for closing, packing, press, and firming wheels.	17632	\$7.55
 RLP1466	4 1/2" x 16" rim half, white. Used on Kinze, White, and Case-IH planters.	W247811B	\$19.22
 RLPMOHCOM	Mohawk Complete Wheel, fits White 6000, 8000 series. Has plastic wheel and 5/8" OEM bearing		\$92.28
 RLP1366	Metal Rotary scraper with bearing insert. Fits White 5100, 5700, 6000, 8000 series	W248434B S	\$3.95
 RLP10283	Notched Marker Blade, 16" diameter, 4-bolt pattern. For White 8000, 9000 planters		\$44.22
 RLP1150	15" Acra Plant notched seed disc opener assy. 11 notch, fits White 6000, 8000 series		\$106.75
 RLP1152	15" Acra Plant notched seed disc opener assy. 15 notch, fits White 6000, 8000 series		\$106.75
 RLP26160	Shim washer for use with double seed disc and fertilizer openers	852080 W302047B	\$0.50
 RLP1682	Seed Disc Assembly; 13-1/2" x 3.0mm; 204 bearing for 5/8" bolt; Furnished with dust cap; fits White 5000, Ingersoll Blade	W247169, 852628, 7001641097 00732975	\$31.46
 RLP8324	HD Disc Opener Assembly, 15" x 3.5mm with Blade, Peer Bearing, & Dust Cap, Forged De Niaux blade	700167073, 700164107	\$38.53
 RLP8324-C	HD Disc Opener Assembly, 15" x 3.5mm with Blade, Peer Bearing, & Dust Cap, Celcan blade	700167073, 700164107	\$32.00
 RLP16040LWFER	Seed Disc Assembly; 16" x 4.0mm; 205 Double-row bearing for 5/8" bolt; with dust cap, for White 9000 series planters		53.16
 RLP204WC	Steel Dust cap, 3/8 inch diameter, 0.6 inch tall.	W247165B	\$1.35
 RLP1736	Replacement hub only for 204 bearings, RLP1196, on seed opener units. Requires a pop-in style dust cap.		\$5.00

**(585) 270-8047**

## Planter Parts to fit White

	Part#	Description	Replaces	Price
	RLP12 6000	Trash Guard Kit, fits John Deere, Kinze and White Planters		\$11.00
	RLP42700	Rubber windshield, 5" wide opening.		\$18.69
	RLP78415	Gauge wheel arm for White 8000 series, Right hand. Includes the bushings and seals.	700178415; 700158652B	\$59.00
	RLP78414	Gauge wheel arm for White 8000 series, Left hand. Includes the bushings and seals.	700178414; 700158651B	\$59.00
	RLP85 7113	Seal for gauge wheel arm on White 8000 series. 2 used per pivot shaft.	N857113	\$3.76
	RLP85 7114	Pivot bushing for gauge wheel arm. 2 used per arm on White 8000 series.	N847114	\$2.00
	RLP858768	Gauge wheel pivot shaft for White 8000 series.	N858768	\$18.30
	RLP22977	Herbicide/insecticide feed wheel with round bore. John Deere 7000, 7100, Kinze® 1989 & prior, White 6000, 8000.	DAA22977	\$9.96
	RLP7001	Upper parallel arm. Fits White planters 6000, 8000, 9000 series. 16 3/8" Overall length.	700172846; 700167151; 852169	\$25.96
	RLP10071	Down Pressure Spring with Plug, 7/16"-14UNC Thread, 1-1/2" dia.	DBA10071GA	\$8.42
	RLP271276	Standard duty spring less plug (use with cast plug threaded for 1/2" bolt). Fits White late 6000; 8000, 9000 series planters.	271276	\$6.50
	RLP856594	Closing wheel spring. Fits White 6000 and 8000 series planters with dual closing wheels.	852066; N856594	\$6.96
	RLP7 00164	T-Handle for Closing Wheel Arm on White Planters.	700164093	\$12.90
	RLP8 55161	Closing wheel arm for 8000 series White.	855161	\$79.00
	RLP70822	Flanged Pivot bushing for closing wheel arm. Fits White 8000 series, 2 used per closing wheel arm.	700700822	\$4.96
	RLP858761	Left pivot strap. Fits White 8000 series planters	N858761; 700164081	\$10.96
	RLP858762	Right pivot strap. Fits White 8000 series planters	700164082; N858762	\$10.96

## Planter Parts to fit White

Part#	Description	Replaces	Price
 RLPCW8000	Closing wheel arm kit with pivot straps, T-handle, bushings. Fits White 8000 series.		\$99.00
 RPL5856	Bushing for single closing wheel arm on White 5100, 5700, 6000 planters.	WZ5856	\$2.00
 RLP8 5024	Right outside seed scraper bracket. Fits White planters 6000 and 8000.	853024	\$10.96
 RLP8 5023	Left outside seed scraper bracket. Fits White planters 6000 and 8000.	853023	\$10.96
 RLP315	Metal Rotating Disc Opener Scraper , Fits White Planters 5100, 5700, 6000, 8000	JD# AH13315, KR #98-300	\$3.08

## Planter Talc & Graphite

	RLP1338	White talc lubricant for planters, 8 lb bucket	\$19.00
	RLP1012	Planter Talc 30# Container Talc Seed Flow Lubricant for use in many newer Planters. 30 lb Bulk Container.	\$45.57
	RLP1340	White Talc, 40 lb box. The original Talc is fluffier than the Low Drift talc and coats the seed better and is less costly than the Fluency Powder.	\$69.00
	RLP1084	1lb Graphite Seed Flow Lube	\$5.90
	RLP1086	5lb Graphite Seed Flow	\$18.50
	RLP1345	Graphite powder, 20# bucket, EZ Slide	\$74.00
	RLP1346	Planter graphite powder, EZ Slide, 40 lb bucket.	\$124.00
	RLP1082	80/20 Seed Flow Lube, 80% Talc/20% Graphite, 8 lb container.	\$28.90
	RLP1083	80/20 talc/graphite mixture. 20# bucket.	\$52.30
	RLP1334	80/20 talc/graphite mixture, 40 lb box.	\$72.00
	RLP1080	50/50 Seed Flow Lube, 50% Powdered Talc/50% Powdered Graphite Blend, 8lb Wide Mouth Plastic Jug, 4 per case	\$37.69
	RLPGDC8	Easy measure flip lid measures in 1/8 cup increments. Allows for minimal exposure to humans. For use on 8# and 12# containers.	\$15.26






**(585) 270-8047**










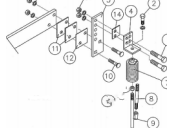
Page 83

## Gauge Wheel Arm Repair Kits

Part #	Description	Replaces	Price
 RLP1184	Gauge Wheel Arm Kit, consists of 2 threaded bushing and all hardware. Fits John Deere 7000 MaxEmerge Row Unit, 7100 MaxEmerge Row Unit, 7200 MaxEmerge2 Row Unit, 7300 MaxEmerge2 Row Unit, 1700 MaxEmerge Plus Row Unit, DB Series Planters with MaxEmerge Plus Row Unit.		\$30.19
 RLP1186	Replaces bushing, fits RLP1184. Has 1" I.D. hole for sliding over stub shaft.	JD# A57057	\$8.95
 RLP1192	2-13/16"x1-3/16" Bearing to fit gauge wheels; 7200, 1992 & later, MaxEmerge plus. Has a groove for a set screw.	40-142	\$6.75
 RLP1176	Replacement bushing: 16mm hole. Fits late JD 7200 and all Max Emerge Plus.	JD# A57058	\$8.75
 RLP1180	Gauge wheel arm kit, black, with threaded bushing, and hardware. Fits newer Kinze planters. Threaded hole at the bottom to fasten gauge wheel to arm.	GA06614	\$26.00
 RLP7975	Left gauge wheel arm with 2 bushings, 2 seals & grease fitting. Fits Kinze 3000 & 4000 series.	GA7975	\$36.00
 RLP7976	Right gauge wheel arm with 2 bushings, 2 seals & grease fitting. Fits Kinze 3000 & 4000 series planters.	GA7976	\$36.00
 RLP92817	Gauge Wheel Arm Kit with New Style Threaded Bushing, fits John Deere MaxEmerge XP, XP Pro, 1530, 1535 with XP row units. Use on early model planters only when changing the gauge wheel bearing to the new style bolt on wheel. Used on XP row units.	JD# A92817, A79648	\$34.33
 RLP92818	Self Aligning threaded bushing, 5/8" hole, used on RLP92817.	JD# A92818	\$8.75
 RLP1182	Gauge wheel arm kit to fit XP series row units, includes arm and bushing.	JD# A79648	\$26.00

## Yetter Row Cleaner Parts

 2965-352	Hub cap casting, 4 bolt, black		\$9.67
 2570-448	Bowtie locking cotter pin		\$0.63
 RLP1210	Bearing to fit Yetter residue managers.	#2570-594 JD# AA34616	\$23.00
 2550-069	Seal, Triple Lip, NTI # 1812-5.	2550-052 2550-069 CR13548	\$6.50
 RLP1032	4 bolt bearing and hub assembly for residue managers.	2965-128	\$61.93







<b>Yetter Row Cleaner Parts</b>				
	Part#	Description	Replaces	Price
	2967-602C	13" Shark Tooth Wheel, requires 2/row.		\$67.41
	2967-404	13" Taper Tooth Spoke Wheel	2967-404	\$50.74
	2984-326	Residue Manager unstop pin		\$5.50
	2966-141-ST-FW	Shark tooth Assy., LH, 3" D-bolt, Floater Wheel		\$175.00
	2966-140-ST-FW	Shark tooth Assy, RH, 3" D-bolt, Floater Wheel		\$175.00
	2967-392	Shield, RM Combo-Painted		\$14.22
	2967-639	Secondary Adjustment Plate		\$15.09
	2966-250	Kanban Faceplate W.A.		\$77.44
<b>"D" Bolts for Yetter Row Cleaners</b>				
	2570-740	5/8" - 11" X 3" D-Bolt, Gr5		\$5.98
	2570-741	D Bolt, Flanged, 5/8-11 X 3.312 Grade 8		\$10.75
	2570-742	WU/ 5/8-11 X3.812" D-Bolt, GR8, used on models 2967-011, -015, -016, -028, -052, -053, -057, -058, -081, -082, -106)		\$6.98
	2570-766	D-Bolt, Flange, 5/8"-11 X 2.562", GR8. Used on models 2967-047, -048, -054, -055, -056.		\$5.82
<b>Yetter 2995-2996 Fertilizer, and 2960 No-Till Coulter Parts</b>				
	2995-309	1.531" Aluminum spacer block for use with 2995 fertilizer coulters and rear fertilizer knives.		\$27.48
	2995-105	Hardware and shim package for 2995 rear fertilizer knives.		\$15.58
	RLP1040	Injector Rod for 2995 fertilizer assembly.	Yetter # 2995-212	\$15.03
	2995-131	Injector spring assembly		\$34.95
	RLP1030	Extension spring for Yetter down pressure spring kit that uses 4 springs. 1-5/8" O.D.	Yetter # 2960-373	\$12.96
	2995-109	Yetter injector conversion kit, includes injector rod, hardware, and shims.		\$73.00

## Replacement Parts to fit Yetter 2995-2996 Fertilizer 2960 No-Till Coulter Parts



	Part#	Description	Replaces	Price
	RLP1036	Hub for Yetter coulters assemblies. Used on many Yetter models including 2995, 2996, 2960, 2999.	Yetter# 2900-105	\$47.70
	RLP1188	Dust Cap for coulters hub. Used on RLP1036, 2900-105 hub.	Yetter # 2570-375	\$7.00
	RLP1562	Bearing kit for Yetter coulters hubs, includes 2 bearings, 2 races and 1 seal.		\$13.50
	RLP1076	Triple lip seal used on Yetter coulters hubs.	Yetter #2550-066	\$5.48
	RLP1566	Tapered bearing cone, Replaces GP #822-021C. Also fits Yetter Coulter hubs	Yetter# 2550-027	\$7.76
	RLP1564	Tapered bearing cup (race for bearing RLP1566), replaces GP #822-020C. Use on Yetter coulters hubs.	Yetter# 2550-029	\$3.40
	RLP1272	Coulter hub cap strap. Prevents cap from coming off in the field.	Yetter #2987-301	\$4.12
	RLP1574	17" diameter X .177" thick, 25 wave coulters to fit Great Plains, Tye, IH, and other grain drills. Cuts 5/8" width. Has a 4" Center hole and 5-1/4" bolt circle. Has 4 bolts holes for 1/2" bolts. Fits Yetter fertilizer coulters.	Yetter # 2571-179	\$38.50
	RLP1572	16" 25 wave coulters to fit Yetter no-till coulters, Ausherman, and Kinze 4 bolt coulters assemblies. Has 4" center hole and 4 bolt holes on 5 1/4" bolt circle. This blade is .177" thick, Boron steel.	Yetter #2571-172	\$34.90
	RLP1570	14.9" diameter, 25 wave coulters to fit Yetter no-till coulters on Case-IH , GP, Ausherman, Kinze 4 bolt & others. .177" thick.	Yetter# 2571-166	\$32.94
	RLW164131WFEE	16", 13 Wave coulters (4" center. four 17/32" holes on a 5-1/4" bolt circle, 5/8" wave)	Yetter #2571-162	\$35.89
	RL20450WFEE	20" Ripple Coulter, 4" Center, Four 17/32" Holes on a 5-1/4" Circle.	Yetter #2571-168	\$61.15






**Replacement Parts to fit Yetter  
2995-2996 Fertilizer  
2960 No-Till Coulter Parts**

	Part#	Description	Replaces	Price
	RL17177 MLOL	17" Rippled Coulter blade, .177 thick. 11lbs/each. Fits Yetter fertilizer coulters.	2571-158	\$40.29
	RLTN17177 YMR	17" Notched flat coulter, fits Yetter, Great Plains, DMI & Blue Jet.	2571-165	\$33.90
	2975-303	2975 Lock collar for Yetter Coulter assemblies.		\$14.07
	2503-379	Set screw, 5/8-11 X 1", SQ HCPSS, GR5, Used with 2975-303 lock collar on Yetter coulter assemblies.		\$1.38
	2965-305	Pin, Furrowing Attachment ZYD		\$6.46
	RLP1028	Spindle used with some Yetter coulters.	Yetter# 2900-108	\$22.75




**Yetter 2995-2996 Fertilizer Knives**

	RLF1026	Liquid fertilizer knife for Yetter 17" assemblies. 1/2" OD tube.	2975-220	\$39.00
	RLF1006	Dry fertilizer knife for Yetter 17" assemblies.	2975-232	\$73.61
	RLF1020	Liquid fertilizer knife for Yetter 20" assemblies. 1/2" OD tube.	2996-200	\$45.00
	RLF1021	Dry fertilizer knife for Yetter 20" assemblies. Now with stainless steel tubes.	2996-201	\$79.00



**Yetter 2968 (In-between) Fertilizer  
Repair Parts**

	RLP2968-320	10" Replacement Blade to fit Yetter 2968 fertilizer units.	2968-320	\$39.00
	RLP1210	Bearing to fit Yetter residue managers.	2570-594	\$23.00
	2550-069	Seal, Triple Lip, NTI # 1812-5.	2550-052 2550-069, CR# 13548	\$6.50





## Yetter 2968 (In-between) Fertilizer Repair Parts

	Part#	Description	Replaces	Price
	2570-715	Bearing insert, trashmaster		\$5.88
	RLP1032	4 bolt bearing and hub assembly for residue managers.	Yetter # 2965-128	\$61.93
	2965-352	Hub cap casting, 4 bolt, black		\$9.67









## Yetter 3000 Viper Fertilizer Repair Parts

	RLP1020	16" Yetter Viper Coulter. Has 4 bolt holes on a 5-1/4" bolt circle. Single bevel. This blade is 6 mm thick (.236").	Yetter #2571-208	\$79.67
	2571-208N	Notched edge 17" Coulter to fit Yetter Viper Coulters. Has 4 bolt holes on a 5 1/4" bolt circle. Single bevel. This blade is 6 mm thick (.236").		\$79.67


## Yetter Marker Repair Parts

	RLP1018	16" 4 bolt Marker repair blade. Fits some Kinze, some Great Plains and Yetter heavy duty marker assemblies.		\$39.00
	RLP1016	16" 4 bolt Marker repair blade. Replaces Yetter #2571-151. Has a 4" center hole.		\$49.00
	6001-495	Marker Disc, Notch, Punch, 4 Bolt		\$45.44
	RLP1166	13" notched marker blade to fit Yetter 4 bolt standard duty marker assembly.		\$26.00








## Yetter 6000/6200 Series Closing Wheels

	6200-001	Cast Spike Close Wheel Kit		\$235.00
	6200-002	Scraper Kit for 6200-001 and 6200-003		\$50.00
	6200-003	Cast Spike Close Wheel Kit for JD 7200/7300		\$235.00
	6200-010	50 Series Plus spike close wheel, 13" Wheel		\$110.00
	6200-011	60/90 Series Plus spike close wheel, 13" wheel		\$110.00
	6200-020	LH adaptor for 50 Series, 13" Wheel		\$110.00
	6200-021	RH adaptor for 50 Series, 13" Wheel		\$110.00
	6200-143	Stud wheel kit for use with 6200-001 on JD 7000/7100, '92 older Kinze		\$30.00


## Yetter Paddle Wheel

	Part#	Description	Price
	6200-004	Paddle wheel for use JD Maxemerge Plus, XP, Pro Kinze-'93 to current, White 6000 & 8000 with V-closing wheels	\$265.00



## Yetter Twister Wheels

	6200-005	Twisted Poly Spike Closing Wheel Kit for use JD Maxemerge Plus, XP, Pro Kinze-'93 to current, White 6000, 8000 and 9000 with v-closing wheels	\$225.00
	6200-006	Twisted Poly Spike Wheel Insert Kit fits same as 6200-005	\$135.00
	6200-007	Short Twisted Poly Spike Closing Wheel kit fits JD Maxemerge Plus, XP, Pro Kinze-'93 to current, White 6000, 8000 and 9000 with v-closing wheels (used for shallow planting depth)	\$225.00
	6200-008	Short Twisted Poly Spike Insert Kit (used for shallow planting depth)	\$135.00
	6200-009	Twisted Cast Spike Closing Wheel Kit for use JD Maxemerge Plus, XP, Pro Kinze-'93 to current, White 6000, 8000 and 9000 with v-closing wheels	\$260.00
	6200-030	CNH 1200 Series Twister Conversion Kit with Twisted Poly Spike Wheels	\$285.00
	6200-053	CNH 1200 Series Conversion Kit, less wheels	\$57.00



## Yetter Serrated Closing Disc

	6000-013	Serrated Closing Disc Kit, CNH	\$100.00
---	----------	--------------------------------	----------

## Yetter Closing Wheel Assembly



	6000-002	Quick-adjust "V" Close Wheel for JD7000 and 7100	\$225.00
	6200-109	Quick-adjust "V" Close Wheel kit for CNH vacuum and cyclo planters (will not work with plate planters)	\$295.00

## Yetter Interchanger

	6200-050	Interchanger kit for Kinze with bolt on closing wheels, Yetter & White 6000 & 8000	\$36.00
	6200-051	Interchanger kit for JD 1700	\$36.00




## Yetter 6200 Series Drag Chain

- Heavy-duty 3/8" square twisted link chain
- Fits most popular planters
- Squeeze together connections
- Formed bolt on mounting straps
- Shield allows for quick storage of drag chain when not needed
- Shield provides extra support for drag chain arms & prevents chain from contacting wheels

	6200-108 Square twisted link drag chain	\$36.00
	6200-040 Drag Chain Shield Assembly, (does not include the chain)	\$49.00

## Yetter Spoke Planter Gauge Wheels

- Replace standard factory OEM's gauge wheel
- Allows wet soil and debris to flow through spoke wheel

	10000-114 Cast spoke designed with 4.5" x 16" gauge wheel tire and 40mm (5203KYYZ) bearing. Fits John Deere MaxEmerge™ XP, XP Pro, MaxEmerge™ 5, Exact Emerge™, Kinze® 1993 and after, White 8000, 9000, John Deere drills 750, 1560, 1590, 1690, 1850, 1860, 1890, 1895, 1990, CNH 1200 and 2000 Series^, GP YP, 15, 25 Series with 15" opener, Monosem with "bolt on" wheels	\$158.00
	2570-786 Cast spoke designed with 3" x 16" gauge wheel tire and 40mm (5203KYYZ) bearing. Fits John Deere MaxEmerge™ XP, XP Pro, MaxEmerge™ 5, Exact Emerge™, Kinze® 1993 and after, White 8000, 9000, John D, CNH 1200 and 2000 Series^, ^, GP YP, 15, 25 Series with 15" opener, Monosem with "bolt on" wheels	\$155.00
	RLPA450 Gauge Wheel Arm Stop	\$15.00

# PROFITABLE SOLUTIONS FOR THE TOUGHEST PROBLEMS IN AG



## RESIDUE MANAGEMENT



2967 SHORT FLOATING ROW CLEANER  
Wide and narrow models



2940 AIR ADJUST™ ROW CLEANER  
Several models available  
PATENTED



2967-007 FLOATING ROW CLEANER FOR NO-TILL COULTERS



Shark Tooth® Wheel



Beveled Wheel



Finger Wheel

## PLANTING ATTACHMENTS



6200 CAST SPIKE CLOSING WHEEL



6200 **TWISTER** POLY CLOSING WHEEL  
Complete or ring only  
PATENTED



6150 TRIFOLD HYDRAULIC



1200 LIDLIFT™  
PATENT PENDING



9010 TRACK-TILL®  
PATENTED



6200 FIRMING WHEEL & PADDLE CLOSING WHEEL™ PATENTED

## FERTILIZER APPLICATION



4000 NUTRIENT-PRO COULTER



2968 ROW-UNIT MOUNT IN-BETWEEN FERTILIZER OPENER  
Single or dual application



2995 PARALLEL LINKAGE FERTILIZER COULTER



10,000 MAGNUM™ OPENER FOR FERTILIZER APPLICATION  
NH3, liquid, or dry



2962 UNIT-MOUNTED DOUBLE DISC FERTILIZER OPENER WITH FLOATING ROW CLEANER OPTION

## SEEDBED PREPARATION



2984 STRIP FRESHENER  
Original and cab control models



2982 VERTICAL TILLAGE ATTACH-



# PPS Flange Bushing Rebuild Kits for Parallel Linkage Arms (Reamers sold Separately)



## Case-IH/New Holland Reamers/Bit Needed

Model	Part#	Description	Price/row	1-1/8"	1-1/16"	11/16"	25/64"
800, 900, 955, 1200, 5400SS, 5500SS	RLP807816	1-1/16" repair	\$95.00		X		X

1-1/8" kits available for holes worn beyond 1-1/16"

## John Deere Reamers/Bit Needed

Model	Part#	Description	Price/row	1-1/8"	1-1/16"	11/16"	25/64"
MaxEmerge 7000, 7100	RLP817016	1-1/16" repair	\$125.00		X	X	X

1-1/8" kits available for holes worn beyond 1-1/16"

MaxEmerge 2; Box Planter (fiberglass box) 7200	RLP817219	1-1/8" repair	\$125.00	X		X	X
Max Emerge 2; Box Planter ( poly box) 7200, MaxEmerge Plus, XP, ME5, Box Planter 1700, DB	RLP817218	1-1/8" repair	\$115.00	X		X	X
ME Pro, XP Pro CCS, CCS Mini Hopper 1700, DB	RLP811718	1-1/8" repair	\$120.00	X		X	X
ME5, Exact Emerge, CCS Mini Hopper 1700, DB	RLP815518	1-1/8" repair	\$115.00	X		X	X

1-3/16" kits available for holes worn beyond 1-1/8"

All models Down Pressure Support Arm	PPS860881	1-1/8" repair	\$20.40	X			
--------------------------------------	-----------	---------------	---------	---	--	--	--

## Kinze Reamers/Bit Needed

Model	Part#	Description	Price/row	1-1/8"	1-1/16"	11/16"	25/64"
2000 Series Rear Rows	RLP817016	1-1/16" repair	\$125.00		X	X	X
2000 Series Push Rows	RLP822016	1-1/16" repair	\$105.00		X	X	X
3000 Series Rear Rows	RLP823016	1-1/16" repair	\$105.00		X	X	X
3000 Series Push Rows	RLP822016	1-1/16" repair	\$105.00		X	X	X
4900 Series	RLP824916	1-1/16" repair	\$105.00		X	X	X

1-1/8" kits available for holes worn beyond 1-1/16"

## White Reamers/Bit Needed

5000, 6000, 8000 Box, 9000 Mini Hopper	RLP838916	1-1/16" repair	\$109.00		X	X	X
9000 Box, 9000 VE Box and mini Hopper	RLP823016	1-1/16" repair	\$105.00		X	X	X

1-1/8" kits available for holes worn beyond 1-1/16"

## Martin Row Cleaners

WA1345, WA1360, C125	RLP841316	1-1/16" repair	\$29.00		X	X	X
----------------------	-----------	----------------	---------	--	---	---	---

1-1/8" kits available for holes worn beyond 1-1/16"



## PPS Ready-to-Install Upper & Lower Parallel Arms with Flange Bushing Rebuild kit



### Case-IH/New Holland Reamers/Bit Needed

Model	Part#	Description	Price/row	1-1/8"	1-1/16"	11/16"	25/64"
1200 Series, 1 spring or air down pressure	RLP851410	14" standard arm 1-1/16" kit	\$240.00				
	RLP852010	20" extended arm 1-1/16" kit	\$315.00				
1200 Series, 2 spring down pressure, 800, 900, 950, 955, 5400SS, 5500SS	RLP851420	14" standard arm 1-1/16" kit	\$260.00				
	RLP852020	20" extended arm 1-1/16" kit	\$290.00				

Includes flange bushing kit and 1/2" thick flange bushing-ready upper and lower parallel arms.

### John Deere Reamers/Bit needed

Model	Part#	Description	Price/row	1-1/8"	1-1/16"	11/16"	25/64"
MaxEmerge 2, Plus, XP, ME5 Box Planter (poly)7200, 1700, DB	RLP861618	16" standard arm 1-1/8" kit	\$265.00			X	
	RLP862318	23" extended arm 1-1/8" kit	\$355.00			X	
ME Pro, XP Pro, CCS Mini Hopper 1700, DB	RLP871618	16" standard arm 1-1/8" kit	\$270.00			X	
	RLP872318	23" extended arm 1-1/8" kit	\$360.00			X	
ME5, ExactEmerge CCS Mini Hopper 1700 DB	RLP881618	16" Standard arm 1-1/8" kit	\$265.00			X	
	RLP882318	23" extended arm 1-1/8" kit	\$355.00			X	








Includes flange bushing kit and flange-bushing-ready upper and lower parallel arms. You will still need to ream support plate and row unit holes to 11/16"

### Kinze Reamers/Bit Needed

Model	Part#	Description	Price/row	1-1/8"	1-1/16"	11/16"	25/64"
2000 Series Rear Rows, 1989 and newer	RLP891611	Standard arm 1-1/16" kit	\$250.00			X	
3000 Series Rear Rows	RLP891644	Standard arm 1-1/16" kit	\$230.00			X	
3000 Series Push Rows	RLP891620	Standard arm 1-1/16" kit	\$280.00			X	

Includes flange bushing kit and flange bushing-ready upper and lower parallel arms. You will still need to ream support plate and row unit holes to 11/16"



<b>Reamers</b>		
Part#	Description	Price
 RLP601116	1-1/16" x 6-1/2" long	\$60.00
 RLP611116	1-1/16" x 2-1/2" short, Reamer for PPS flange bushing kit available if there isn't enough room between row units to use a full length reamer.	\$81.25
RLP601134	3/4" x 1/2" shank	\$68.75
 RLP610116	1-1/16" x 1/2" shank	\$85.00
 RLP610118	1-1/8" x 1/2" shank	\$106.25
 RLP610316	1-3/16" x 1/2" shank	\$186.25
 RLP611118	1-1/8" x 3/4" shank	\$106.25
<b>Accessories</b>		
 RLP612564	Drill Bit, 25/64" for PPS flange bushing kits	\$8.75
RLP699100	Cutting Oil, BruteLube multi-purpose cutting and tapping fluid. Especially formulated to extend tool life and reduce chip welding.	\$13.75
<b>Ordering Guide</b>		
<ol style="list-style-type: none"> <li>1. Find the row unit with the most movement</li> <li>2. Remove a bushing from a couple locations on the parallel arms and measure wear at the widest point in the hole</li> <li>3. Select kit based on measurement and planter/row unit model (1-1/16", 1-1/8", 1-3/16").</li> <li>4. Determine if planter has any aftermarket attachments directly mounted to the parallel arm holes and note them below when order is placed (Examples: row cleaners or precision meters).</li> <li>5. After selecting the kit that you need, place an order with the information determined above.</li> </ol>		
Planter Make	Planter Model	Hole Wear
<b>Attachments</b>		

# Make Your Parallel Arms Better than New!

Save on Planter Repair Costs

## Precision Planter Solutions' Flange Bushing Rebuild Kits for Planter' Parallel Arms



- Makes old and worn parallel linkage arms and bushings work better than new.
- All the wear takes place on replaceable parts instead of on your planter's parallel linkage arms, which means not having to replace the parallel linkage arms.
- These replaceable parts include a hardened flange bushing with a small built-in "dowel" that fits into a hole drilled into one side of the arm, and a threaded hex bushing that fits into the flange bushing
- The operator drills a small hole into the arm for the dowel, and reams out the existing worn hole in the arm a little larger for a more precise fit for the bushings. A special shoulder bolt holds the two bushings together.
- The dowel locks itself into the arm to keep the flange bushing from turning. The design keeps the bushings and arms tight so that the wear now takes place on the bushings instead of the parallel arms.



Please note that the flange bushings do not come attached to the arms.



These rebuild kits come with pre-reamed, upper and lower parallel arms.





# RangeLine

GROUP

(585) 270-8047

2021



**KEEP GROWING!**